



**BOARD OF COUNTY COMMISSIONERS
WARREN COUNTY, OHIO**

406 Justice Drive, Lebanon, Ohio 45036

www.co.warren.oh.us

commissioners@co.warren.oh.us

Telephone (513) 695-1250

Facsimile (513) 695-2054

**TOM GROSSMANN
SHANNON JONES
DAVID G. YOUNG**

**BOARD OF COUNTY COMMISSIONERS
WARREN COUNTY, OHIO**

MINUTES: Regular Session – August 3, 2021

The Board met in regular session pursuant to adjournment of the July 27, 2021, meeting.

David G. Young – present

Shannon Jones – present

Tom Grossmann – present

Tina Osborne, Clerk – present

Minutes of the July 20, 2021, meeting were read and approved.

- 21-1043 A resolution was adopted to hire Tiffany Ibold, as Clerical Specialist I, within the Warren County Department of Job and Family Services, Children Services Division. Vote: Unanimous
- 21-1044 A resolution was adopted to hire Emily Reynolds as an EMA Emergency Plans Assistant for Warren County Emergency Services. Vote: Unanimous
- 21-1045 A resolution was adopted to accept resignation of Emily Shuler, Emergency Communications Operator, within the Warren County Emergency Services Department, effective August 12, 2021. Vote: Unanimous
- 21-1046 A resolution was adopted to hire Ibrahim Dabdoub as Custodial Worker I within the Warren County Department of Facilities Management. Vote: Unanimous
- 21-1047 A resolution was adopted to hire Nicholas Brewer as Wastewater Treatment Plant Technician, within the Warren County Water and Sewer Department. Vote: Unanimous
- 21-1048 A resolution was adopted to authorize reimbursement to Jacob Steed for sewer charges paid for 4964 W St. Rt. 122 in Franklin, Ohio. Vote: Unanimous
- 21-1049 A resolution was adopted to amend Warren County Procurement Policy relative to purchase orders (requisitions). Vote: Unanimous

- 21-1050 A resolution was adopted to authorize Board to sign engagement letter with Dinsmore & Shohl LLP to act as special tax counsel relative to the IRS examination of Warren County, Ohio \$9,099,075 Equipment Lease- Purchase #23267 Issued April 1, 2012. Vote: Unanimous
- 21-1051 A resolution was adopted to approve enrollment agreement with Professional Development Academy. Vote: Unanimous
- 21-1052 A resolution was adopted to approve agreement and addendum with Inspiring L.I.F.E. as a child placement and related service provider for the Warren County Board of County Commissioners on behalf of Warren County Children Services. Vote: Unanimous
- 21-1053 A resolution was adopted to authorize the President of the Board to sign quality assurance service agreement with Priority Dispatch on behalf of Warren County Department of Emergency Services. Vote: Unanimous
- 21-1054 A resolution was adopted to enter into an agreement with the Warren County Soil and Water Conservation District Board of Supervisors for services required to meet the requirements of the Warren County Municipal Separate Storm Sewer System (MS4) Permit prescribed under the National Pollution Discharge Elimination System Phase II Program of the Clean Water Act, on behalf of the Warren County Engineer. Vote: Unanimous
- 21-1055 A resolution was adopted to approve and authorize the President of this Board to execute the Subgrant Agreement with the State of Ohio Department of Job and Family Services (ODJFS) and the Ohio Department of Medicaid (ODM) on behalf of Warren County Juvenile Court. Vote: Unanimous
- 21-1056 A resolution was adopted to enter into contract with Fillmore Construction LLC for the FY2021 Franklin Township NE Pennyroyal Area Paving CDBG Project. Vote: Unanimous
- 21-1057 A resolution was adopted to authorize the President of this Board to enter into a Cooperation Agreement with the Family Promise of Warren County relative to the FY19 Community Development Block Grant Entitlement Program- CV- Amendment #2. Vote: Unanimous
- 21-1058 A resolution was adopted to authorize the President of this Board to enter into a Cooperation Agreement with the Shared Harvest Foodbank relative to the FY19 Community Development Block Grant Entitlement Program- CV- Amendment #2. Vote: Unanimous
- 21-1059 A resolution was adopted to approve and enter into an agreement with Warren County Board of Developmental Disabilities on behalf of the Warren County Transit Service. Vote: Unanimous
- 21-1060 A resolution was adopted to enter into an agreement with Buckeye Power Sales Co. Inc. on behalf of Warren County Telecommunications. Vote: Unanimous

- 21-1061 A resolution was adopted to enter into a Business Associate Agreement with Hamilton Township Fire District on behalf of Warren County Telecommunications. Vote: Unanimous
- 21-1062 A resolution was adopted to enter into agreement with Vertiv Corporation on behalf of Warren County Telecommunications. Vote: Unanimous
- 21-1063 A resolution was adopted to approve extension of the agreement with Salvatore Consiglio, CPA, Inc, as WIOA Fiscal Agent for the Area 12 Workforce Development Board. Vote: Unanimous
- 21-1064 A resolution was adopted to acknowledge approval of financial transaction. Vote: Unanimous
- 21-1065 A resolution was adopted to acknowledge payment of bills. Vote: Unanimous
- 21-1066 A resolution was adopted to accept an amended certificate and approve supplemental appropriation into Workforce Investment Fund #2238. Vote: Unanimous
- 21-1067 A resolution was adopted to approve a supplemental appropriation into Human Services Fund #2203. Vote: Unanimous
- 21-1068 A resolution was adopted to approve appropriation adjustment from Commissioners General Fund #11011110 into Sheriff's Office- Corrections Fund #1101221. Vote: Unanimous
- 21-1069 A resolution was adopted to approve appropriation adjustment from Commissioners General Fund #11011110 into Juvenile Detention Center Fund #11012600. Vote: Unanimous
- 21-1070 A resolution was adopted to approve appropriation adjustment from Commissioners General Fund #11011110 into Emergency Services Office Fund #11012850. Vote: Unanimous
- 21-1071 A resolution was adopted to approve appropriation adjustment within Common Pleas Court General Fund #11011220. Vote: Unanimous
- 21-1072 A resolution was adopted to approve appropriation adjustment within Common Pleas Court Services #11011223. Vote: Unanimous
- 21-1073 A resolution was adopted to approve appropriation adjustment within Juvenile Court Fund #11011240. Vote: Unanimous
- 21-1074 A resolution was adopted to approve appropriation adjustment within Telecommunications Department Fund #11012810. Vote: Unanimous
- 21-1075 A resolution was adopted to approve appropriation adjustment within Emergency Services/ Communications Fund #11012850. Vote: Unanimous

- 21-1076 A resolution was adopted to approve appropriation adjustment within Emergency Services/ Emergency Management Fund #2264. Vote: Unanimous
- 21-1077 A resolution was adopted to approve appropriation adjustment within the Solid Waste Management District Fund #2256. Vote: Unanimous
- 21-1078 A resolution was adopted to approve requisitions and authorize County Administrator to sign documents relative thereto. Vote: Unanimous

DISCUSSIONS

On motion, upon unanimous call of the roll, the Board accepted and approved the consent agenda.

Chris Brausch, Sanitary Engineer, was present for a work session to discuss the Lower Little Miami Wastewater Treatment Plant (LLMWWTP) Ohio Environmental Protection Agency (OEPA) permit standards.

Mr. Brausch stated that the LLMWWTP has received OEPA violations due to “bad” bacteria being received from septic hauler discharge.

Mr. Brausch stated that Warren County has approximately six or seven different haulers and we received loads that contained this bad bacterial in December 2020 and again in May 2021 which upsets the balance of the wastewater treatment plant which causes OEPA violations due to the water quality being discharged into the Little Miami River.

Mr. Brausch stated that the septic haulers can either land apply their discharge or take it to a wastewater treatment plant. He then stated his recommendation to stop accepting waste from septic haulers.

Commissioner Grossmann stated his concern that residents from Warren County rely upon us for this service and we have many septic systems in the rural areas of our county.

There was discussion relative to the policy to not accept any waste from outside of our county.

Commissioner Young questioned the ability to change our processes at the plant in order to prevent these violations.

There was discussion relative to the capital cost associated with adding an additional holding tank and raising the fees charged to the septic haulers in order to accommodate the cost.

Mr. Brausch stated that this plant accepts approximately seventy (70) loads of septic per month.

Commissioner Young discussed the small number of violations received over the last few years as well as the impracticality of providing sanitary sewers to all areas of the County. He then questioned if these violations are a threat to our ecosystems if they only occur every few years.

Commissioner Grossmann stated his opinion than unless he hears there is a potential to harm the river, he is not in favor of stopping septic haulers from using our treatment plant. He then requested more information on any potential harm to the river or fines associated with the violations.

The Board stated their desire to meet with representatives from the OEPA to understand the seriousness of the situation to make an informed decision on this matter.

Commissioner Jones questioned how other counties address these matters.

Mr. Brausch stated that Greene County and several others deny septic loads.

Commissioner Jones questioned what the alternative to the community, not just Warren County, would be if treatment plants deny septic loads from being accepted.

Commissioner Young then discussed a possible business opportunity to investing in the capital cost of accommodating septic waste.

Upon discussion, the Board directed Mr. Brausch to schedule a work session with the OEPA.

Barney Wright, Warren County Treasurer, was present along with James Spaeth, Clerk of Courts, for a meeting of the Warren County Investment Advisory Board.

Mr. Wright presented the attached information as of June 30, 2021.

There was discussion relative to Warren County's purchase of short-term bonds to receive a higher interest rate than can be purchased through the open market.

The Board discussed their desire to communicate with local communities to inform them of our ability to purchase these short-term bond issues.

Mr. Wright discussed the recent tax collection in comparison to las years. He stated that Warren County has a .59% delinquency rate which is extremely low and informed the Board that he is estimating an 8% increase in the collection for 2022 due to the re-evaluation of property values from the County Auditor.

Steve Thomas, Massie Township resident, discussed his concern with election fraud throughout the country and the results of recent independent election audits.

Mr. Thomas discussed the findings of a few of the election audits and discussed his concern with "weighted votes" through the ballot machines.

Commissioner Young stated he fundamentally believes that Warren County does not have voter fraud.

Commissioner Grossmann discussed his own analysis of his precinct along with the circumstances surrounding the number of votes received by President Trump in the recent election.

Mr. Thomas stated that according to the published results of the audit, mathematics show that Trump won the election by 16%.

There was discussion relative to what criteria is being used for the audit.

Brian Sleeth, Warren County Board of Elections Director, discussed the security measures utilized in Warren County including that our machines are not connected to the internet in any way. He then discussed the random independent audits conducted by them that physically compared 5% of the paper ballots with the results from the machines. He stated that the random precincts selected all matched.

Upon motion the meeting was adjourned.



David G. Young, President




Tom Grossmann



Shannon Jones

I hereby certify that the foregoing is a true and correct copy of the minutes of the meeting of the Board of County Commissioners held on August 3, 2021, in compliance with Section 121.29 O.R.C.



Tina Osborne, Clerk
Board of County Commissioners
Warren County, Ohio

Monthly County Investment Report

Warren County Operating Account

6/30/2021

CASH AND EQUIVALENTS

Government Insured Deposit Program	\$25,001,164
Money Market Fund	\$4,738,164
STAR Ohio	\$70,754,789
TOTAL	\$100,494,117

INVESTMENTS BY TYPE

Agency Bond	\$173,148,554
Certificate of Deposit	\$7,000,000
Commercial Paper	\$36,888,546
Corporate Bond	\$40,212,169
Corporate Note	\$1,999,220
Foreign Government Bond	\$5,000,000
Municipal Bond	\$19,576,290
Municipal Note	\$5,160,133
Negotiable Certificate of Deposit	\$4,903,715
U.S. Treasury Bond	\$6,654,044
U.S. Treasury Note	\$17,932,949
TOTAL	\$318,475,619

GRAND TOTAL	\$418,969,736
--------------------	----------------------



MEEDER
INVESTMENT MANAGEMENT



Warren County Operating Account

Monthly Investment Report
June 30, 2021

Your Investment Representative:

Jim McCourt

(614) 923-1151

jmccourt@meederinvestment.com

For questions about your account please contact your investment representative or contact publicfundsoperations@meederinvestment.com

Dublin, Ohio | Lansing, Michigan | Long Beach, California | 866-633-3371 | www.meederpublicfunds.com

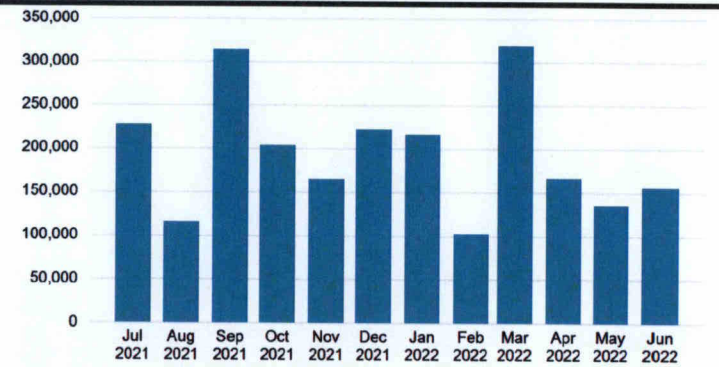
MONTHLY RECONCILIATION

Beginning Book Value	300,802,850.87
Contributions	15,234,966.61
Withdrawals	
Prior Month Management Fees	(7,000.00)
Prior Month Custodian Fees	(2,643.38)
Realized Gains/Losses	(9,299.58)
Purchased Interest	(905.64)
Gross Interest Earnings	195,813.67
Ending Book Value	316,213,782.55

PORTFOLIO CHARACTERISTICS

Portfolio Yield to Maturity	0.82%
Portfolio Effective Duration	1.93 yrs
Weighted Average Maturity	2.40 yrs

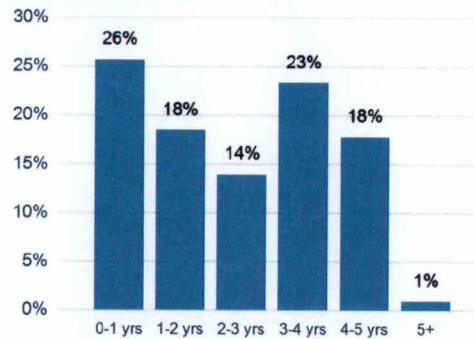
PROJECTED MONTHLY INCOME SCHEDULE



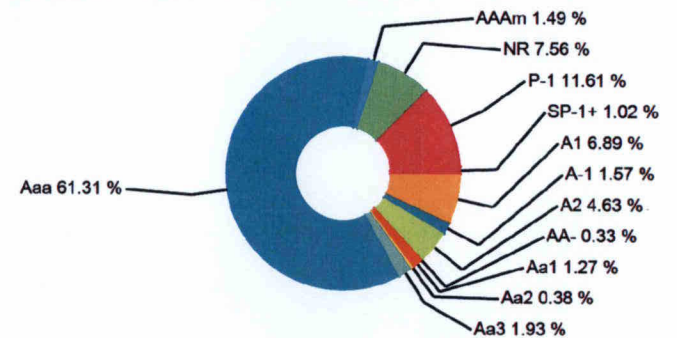
SECTOR ALLOCATION



MATURITY DISTRIBUTION



CREDIT QUALITY



Warren County Operating Account
PROJECTED INCOME SCHEDULE
 As of June 30, 2021



CUSIP	SECURITY DESCRIPTION	Jul 2021	Aug 2021	Sep 2021	Oct 2021	Nov 2021	Dec 2021	Jan 2022	Feb 2022	Mar 2022	Apr 2022	May 2022	Jun 2022
023135BV7	Amazon.com, Inc. 0.250% 05/12/2023					2,500						2,500	
023135BW5	Amazon.com, Inc. 0.450% 05/12/2024					4,500						4,500	
02589AB50	American Express National Bank 1.450% 03/31/2023			1,813						1,783			
027651XW3	American Municipal Power, Inc. 1.000% 04/14/2022										2,780		
037833DL1	Apple Inc. 1.700% 09/11/2022			8,500						8,500			
037833DV9	Apple Inc. 0.750% 05/11/2023					11,250						11,250	
05580ASH8	BMW Bank of North America 1.850% 09/20/2022			2,304						2,266			
06406RAK3	The Bank of New York Mellon Corporation 1.950% 08/23/2022		19,500						19,500				
06406RAM9	The Bank of New York Mellon Corporation 1.850% 01/27/2023	43,938						43,938					
080257RP5	Belmont, County of 0.750% 01/27/2022							4,391					
08173QBR6	Beneficial Bank 1.500% 09/13/2021			1,863									
114187EB9	Brooklyn, City of 1.000% 05/26/2022											4,079	
12738RGA6	Cadence Bank, N.A. 1.300% 04/17/2023				1,616						1,608		
13607EUW7	Canadian Imperial Holdings Inc. 07/30/2021	3,986											
15118RRH2	Celtic Bank Corporation 1.850% 08/30/2024	379	391	391	379	391	379	391	366	379	391	379	
172253FN1	Cincinnati Public Schools 1.471% 12/15/2026							13,881					10,959
172254WM2	Cincinnati, City of 0.879% 11/01/2024					1,714						1,714	
199098DK7	The Ohio Capital Fund LLC 1.501% 02/15/2026		7,768						7,768				
199492R92	Columbus, City Of 1.215% 04/01/2028				3,780						3,038		

Warren County Operating Account
PROJECTED INCOME SCHEDULE
 As of June 30, 2021



CUSIP	SECURITY DESCRIPTION	Jul 2021	Aug 2021	Sep 2021	Oct 2021	Nov 2021	Dec 2021	Jan 2022	Feb 2022	Mar 2022	Apr 2022	May 2022	Jun 2022
201282HF0	Commercial Bank 1.400% 09/16/2021	282	291	291									
2254EAVA8	Credit Suisse Securities (USA) LLC 08/10/2021		5,985										
2254EAVT7	Credit Suisse Securities (USA) LLC 08/27/2021		3,886										
2254EAX16	Credit Suisse Holdings (USA), Inc. 10/01/2021				5,380								
227563BL6	Cross River Bank 1.850% 11/14/2022					2,285						2,248	
232285BM7	Cuyahoga, County of 0.589% 12/01/2024						6,965						9,218
239876CR4	Dayton, City of 0.631% 12/01/2023						2,761						2,761
24422ETV1	John Deere Capital Corporation 2.150% 09/08/2022			32,250						32,250			
24422EVA4	John Deere Capital Corporation 1.950% 06/13/2022						29,250						18,480
254672F29	Discover Bank 1.500% 08/10/2021		1,822										
27113PBX8	East Boston Savings Bank 2.000% 03/28/2022	403	416	416	403	416	403	416	416	376			
30229AU98	Exxon Mobil Corporation 07/09/2021	3,894											
3130A8HK2	FHLB 1.750% 06/14/2024						7,438						7,438
3130AEBM1	FHLB 2.750% 06/10/2022						10,313						13,463
3130AKQM1	FHLB 0.300% 01/27/2026	10,800						10,800					
3130AKV37	FHLB 0.530% 02/04/2026		8,493						8,493				
3130AKVV5	FHLB 0.500% 02/18/2026		7,500						7,500				
3130AKXB7	FHLB 0.580% 02/11/2026		5,800						5,800				
3133EH5Q2	FFCB 2.240% 07/05/2022	5,600						5,600					
3133EJPX1	FFCB 2.875% 12/21/2022						3,594						3,594
3133EK3B0	FFCB 1.500% 10/16/2024				45,000					45,000			

Warren County Operating Account
PROJECTED INCOME SCHEDULE
 As of June 30, 2021



CUSIP	SECURITY DESCRIPTION	Jul 2021	Aug 2021	Sep 2021	Oct 2021	Nov 2021	Dec 2021	Jan 2022	Feb 2022	Mar 2022	Apr 2022	May 2022	Jun 2022
3133EK3M6	FFCB 1.625% 10/23/2023				16,250							16,250	
3133EK4Y9	FFCB 1.650% 11/01/2024					24,750						24,750	
3133EK6J0	FFCB 1.625% 11/08/2024					20,313						20,313	
3133EKD60	FFCB 1.560% 02/21/2023		7,800						7,800				
3133EKP75	FFCB 1.600% 09/17/2024			16,000						16,000			
3133EKQU3	FFCB 1.950% 06/13/2024						14,625						14,625
3133EKS7	FFCB 1.770% 06/26/2023						5,974						5,974
3133EKVE3	FFCB 1.850% 07/19/2022	13,875						13,875					
3133EKWV4	FFCB 1.850% 07/26/2024	11,563						11,563					
3133EL5S9	FFCB 0.480% 09/03/2024			10,200						10,200			
3133ELC28	FFCB 0.730% 05/27/2025					7,300						7,300	
3133ELEA8	FFCB 1.700% 09/17/2024			21,250						21,250			
3133ELFS8	FFCB 1.660% 12/27/2022						24,900						24,900
3133ELG81	FFCB 0.300% 06/08/2023						3,750						3,750
3133ELH23	FFCB 0.500% 06/09/2025						7,500						7,500
3133ELTZ7	FFCB 0.625% 03/18/2022			17,188						27,968			
3133ELUF9	FFCB 0.790% 03/15/2023			15,800						15,800			
3133EMBD3	FFCB 0.360% 09/24/2024			2,700						2,700			
3133EMNG3	FFCB 0.230% 01/19/2024	1,811						1,811					
3133EMQX3	FFCB 0.590% 02/17/2026		7,375						7,375				
3133EMSJ2	FFCB 0.430% 03/03/2025			13,438						13,438			
3133EMUK6	FFCB 1.050% 03/25/2026			14,438						14,438			
3133EMUP5	FFCB 0.710% 04/01/2025				10,650						10,650		
3133EMWV0	FFCB 0.350% 04/22/2024				1,750						1,750		
3133EMYN6	FFCB 0.710% 05/06/2025					5,751						5,751	

Warren County Operating Account
PROJECTED INCOME SCHEDULE
 As of June 30, 2021



CUSIP	SECURITY DESCRIPTION	Jul 2021	Aug 2021	Sep 2021	Oct 2021	Nov 2021	Dec 2021	Jan 2022	Feb 2022	Mar 2022	Apr 2022	May 2022	Jun 2022
3134GTYK3	FMCC 2.000% 07/02/2024	25,000						25,000					
3134GV2E7	FMCC 0.400% 06/30/2023						6,000						
3134GV7E2	FMCC 0.500% 01/27/2025	5,000						5,000					
3134GW4B9	FMCC 0.500% 10/29/2025				6,250						6,250		
3134GW5P7	FMCC 0.600% 10/27/2025				4,500						4,500		
3134GW6E1	FMCC 0.320% 11/02/2023					3,200						3,200	
3134GWAK2	FMCC 0.410% 07/20/2023	4,100						4,100					
3134GWH33	FMCC 0.320% 09/01/2023			5,344						5,344			
3134GWH90	FMCC 0.400% 03/08/2024			5,000						5,000			
3134GWLF1	FMCC 0.500% 11/27/2024		6,250						6,250				
3134GWUS3	FMCC 0.400% 09/24/2024			7,000						7,000			
3134GWXC5	FMCC 0.350% 03/29/2024			4,375						4,375			
3134GXAY0	FMCC 0.300% 11/13/2023					3,000						3,000	
3134GXFV1	FMCC 0.625% 12/17/2025						9,375						9,375
3134GXGZ1	FMCC 0.550% 12/30/2025						2,750						
3135G03U5	FNMA 0.625% 04/22/2025				15,625						15,625		
3135G05J8	FNMA 0.420% 07/21/2023	4,200						4,200					
3135G06G3	FNMA 0.500% 11/07/2025					5,000						5,000	
3135G06Q1	FNMA 0.640% 12/30/2025						6,400						
3135G06R9	FNMA 0.550% 01/28/2026	6,875						6,875					
3135G0N82	FNMA 1.250% 08/17/2021		2,348										
3135G0V75	FNMA 1.750% 07/02/2024	43,750						43,750					
3135G0W66	FNMA 1.625% 10/15/2024				44,688						44,688		
3136G45C3	FNMA 0.540% 10/27/2025				5,400						5,400		
3136G4J53	FNMA 0.600% 08/18/2025		3,000						3,000				

Warren County Operating Account
PROJECTED INCOME SCHEDULE
 As of June 30, 2021



CUSIP	SECURITY DESCRIPTION	Jul 2021	Aug 2021	Sep 2021	Oct 2021	Nov 2021	Dec 2021	Jan 2022	Feb 2022	Mar 2022	Apr 2022	May 2022	Jun 2022
3136G4J95	FNMA 0.550% 08/25/2025		5,500						5,500				
3136G4W41	FNMA 0.650% 08/25/2025		8,125						8,125				
3136G4X40	FNMA 0.600% 08/26/2025		4,755						4,755				
3137EAER6	FMCC 0.375% 05/05/2023					5,625						5,625	
3137EAET2	FMCC 0.125% 07/25/2022	625						625					
3137EAEV7	FMCC 0.250% 08/24/2023		3,125						3,125				
3137EAEX3	FMCC 0.375% 09/23/2025			9,375						9,375			
3137EAEY1	FMCC 0.125% 10/16/2023				1,250						1,250		
31422B6K1	AGM 0.480% 01/15/2026	3,600						3,600					
31422BG53	AGM 0.350% 09/29/2023						5,250						5,250
33767AH95	Firstbank Puerto Rico 1.600% 10/14/2021	322	333	333	322								
33847E3B1	Flagstar Bank, FSB 1.150% 05/01/2023				1,430						1,422		
443524WG4	Huber Heights, City of 1.000% 11/17/2021					2,684							
46513JAT8	State of Israel 1.100% 10/01/2022					8,318						8,182	
46513JCT6	State of Israel 1.160% 10/01/2023					8,772						8,628	
46513JET4	State of Israel 1.420% 10/01/2025					14,317						14,083	
5094264Q2	Lake, County of 0.500% 03/31/2022									6,030			
531677PD8	Licking Heights Local School District 0.880% 12/01/2024						1,540						1,540
538036CH5	Live Oak Banking Company 1.400% 08/19/2021	282	460										
54930AAA7	Lucas, County of 0.450% 10/15/2021				9,000								
558073KN1	Madison Local School District 1.250% 09/30/2021			2,646									

Warren County Operating Account
PROJECTED INCOME SCHEDULE
 As of June 30, 2021



CUSIP	SECURITY DESCRIPTION	Jul 2021	Aug 2021	Sep 2021	Oct 2021	Nov 2021	Dec 2021	Jan 2022	Feb 2022	Mar 2022	Apr 2022	May 2022	Jun 2022
619165HN6	Morton Community Bank 2.250% 01/19/2022	453	468	468	453	468	453	468					
62479LWD3	MUFG Bank, Ltd. 09/13/2021			2,587									
63873JYN4	Natixis 11/22/2021					4,388							
63873JZM5	Natixis 12/21/2021						15,750						
63873JZV5	Natixis 12/29/2021						2,519						
677581JB7	Ohio, State of 0.520% 12/15/2024						3,322						3,198
68956HAA1	Ottawa Savings Bank 2.250% 01/19/2022	453	468	468	453	468	453	468					
713448DL9	PepsiCo, Inc. 1.700% 10/06/2021				30,240								
742718EQ8	The Procter & Gamble Company 1.700% 11/03/2021					19,020							
75472RAD3	Raymond James Bank, National Association 1.950% 08/23/2023		2,388						2,428				
7954506N0	Sallie Mae Bank 0.800% 06/10/2025						999						993
817834MY7	Seven Hills, City of 1.125% 09/09/2021			2,991									
817834MZ4	Seven Hills, City of 0.875% 04/07/2022										2,120		
850221TE2	Springboro, City of 0.750% 01/20/2022							1,767					
856285RS2	State Bank of India 2.050% 11/27/2024					2,532						2,532	
87270LAT0	TIAA, FSB 2.200% 09/14/2022			1,431						1,407			
88241THU7	Texas Exchange Bank, SSB 1.000% 06/19/2025	205	211	211	205	211	205	211	211	191	211	205	211
89233GUD6	Toyota Motor Credit Corporation 07/13/2021	4,688											
89233GUP9	Toyota Motor Credit Corporation 07/23/2021	4,670											
89236TEC5	Toyota Motor Credit Corporation 2.150% 09/08/2022			25,865						25,865			

Warren County Operating Account
PROJECTED INCOME SCHEDULE
 As of June 30, 2021



CUSIP	SECURITY DESCRIPTION	Jul 2021	Aug 2021	Sep 2021	Oct 2021	Nov 2021	Dec 2021	Jan 2022	Feb 2022	Mar 2022	Apr 2022	May 2022	Jun 2022
89236THU2	Toyota Motor Credit Corporation 0.450% 01/11/2024	2,250						2,250					
89236TJD8	Toyota Motor Credit Corporation 0.400% 04/06/2023				3,933						4,000		
8923A0YS6	Toyota Credit de Puerto Rico Corp. 11/26/2021					3,722							
895181CN3	Trenton, City of 1.000% 11/10/2021					1,227							
89579NBW2	Triad Bank 2.300% 07/19/2022	463	479	479	463	479	463	479	479	432	479	463	479
89788JAB5	Truist Bank 1.250% 03/09/2023			53,125						53,125			
90331HPF4	U.S. Bank National Association 1.950% 01/09/2023	24,375						24,375					
90984P5A9	United Community Banks, Inc. 2.050% 03/01/2022			1,033						1,017			
912828T91	UST 1.625% 10/31/2023				16,250						16,250		
912828YH7	UST 1.500% 09/30/2024			22,500						22,500			
912828ZF0	UST 0.500% 03/31/2025			10,000						10,000			
912828ZU7	UST 0.250% 06/15/2023						5,625						5,625
91282CCG4	UST 0.250% 06/15/2024						8,369						8,369
91282CCJ8	UST 0.875% 06/30/2026						19,688						
9141193T7	University of Cincinnati 1.598% 06/01/2028						7,901						7,990
971736FS7	Wilmington, City of 1.000% 04/13/2022										5,094		
984088AA2	Xenia, City of 0.875% 02/03/2022								3,816				
TOTAL		227,840	114,939	314,072	225,670	164,599	228,792	215,953	102,707	319,007	188,755	135,701	165,690

Warren County Operating Account
POSITION STATEMENT
 As of June 30, 2021



CUSIP	Security Description	Trade Date/ Settlement Date	Par Value	Principal Cost/ Purchased Interest	Total Cost	Yield at Cost	Maturity/ Duration	Market Price/ Market Value	Unrealized Gain/ (Loss)	% of Assets	Moody's/ S&P Rating
Cash and Cash Equivalents											
31846V567	First American Funds, Inc.	6/30/2021 6/30/2021	\$4,738,163.89	\$4,738,163.89	\$4,738,163.89	0.02%	0.003 0.003	\$1.00 \$4,738,163.89	\$0.00	1.13%	AAAm
STAROHIO	STAR Ohio XX341	6/30/2021 6/30/2021	\$70,754,788.59	\$70,754,788.59	\$70,754,788.59	0.08%	0.003 0.003	\$1.00 \$70,754,788.59	\$0.00	16.81%	AAAm
GIDP00000	Government Insured Deposit Program	6/30/2021 6/30/2021	\$25,000,000.00	\$25,000,000.00	\$25,000,000.00	0.10%	0.003 0.003	\$1.00 \$25,000,000.00	\$0.00	5.94%	
GIDP20000	Government Insured Deposit Program	6/30/2021 6/30/2021	\$1,164.39	\$1,164.39	\$1,164.39	0.01%	0.003 0.003	\$1.00 \$1,164.39	\$0.00	0.00%	
SubTotal			\$100,494,116.87	\$100,494,116.87	\$100,494,116.87	0.08%		\$100,494,116.87	\$0.00	23.88%	
Agency Bond											
3135G0N82	FNMA 1.250% 08/17/2021	9/28/2016 12/19/2018	\$500,000.00	\$500,776.97	\$500,776.97	1.19%	0.132 0.134	\$100.16 \$500,780.00	\$3.03	0.12%	Aaa AA+
3133ELTZ7	FFCB 0.625% 03/18/2022	3/13/2020 3/18/2020	\$2,500,000.00	\$2,494,800.00	\$2,494,800.00	0.73%	0.715 0.715	\$100.38 \$2,509,500.00	\$14,700.00	0.60%	Aaa AA+
3133ELTZ7	FFCB 0.625% 03/18/2022	3/17/2020 3/18/2020	\$3,000,000.00	\$2,994,420.00	\$2,994,420.00	0.72%	0.715 0.715	\$100.38 \$3,011,400.00	\$16,980.00	0.72%	Aaa AA+
3130AEBM1	FHLB 2.750% 06/10/2022	5/15/2018 12/19/2018	\$750,000.00	\$746,850.00	\$746,850.00	2.88%	0.945 0.940	\$102.49 \$768,705.00	\$21,855.00	0.18%	Aaa AA+
3133EH5Q2	FFCB 2.240% 07/05/2022	12/18/2018 12/18/2018	\$500,000.00	\$500,000.00	\$500,000.00	2.24%	1.014 0.999	\$102.16 \$510,795.00	\$10,795.00	0.12%	Aaa AA+
3133EKVE3	FFCB 1.850% 07/19/2022	7/24/2019 7/25/2019	\$1,500,000.00	\$1,499,820.00	\$1,499,820.00	1.85%	1.052 1.040	\$101.83 \$1,527,405.00	\$27,585.00	0.36%	Aaa AA+
3137EAET2	FMCC 0.125% 07/25/2022	7/23/2020 7/24/2020	\$1,000,000.00	\$998,000.00	\$998,000.00	0.23%	1.068 1.069	\$100.03 \$1,000,310.00	\$2,310.00	0.24%	Aaa AA+
3133EJPX1	FFCB 2.875% 12/21/2022	5/17/2018 12/19/2018	\$250,000.00	\$248,875.00	\$248,875.00	2.99%	1.477 1.456	\$104.01 \$260,022.50	\$11,147.50	0.06%	Aaa AA+
3133ELFS8	FFCB 1.660% 12/27/2022	12/20/2019 12/27/2019	\$3,000,000.00	\$2,998,500.00	\$2,998,500.00	1.68%	1.493 1.481	\$102.24 \$3,067,260.00	\$68,760.00	0.73%	Aaa AA+
3133EKD60	FFCB 1.560% 02/21/2023	8/14/2019 8/21/2019	\$1,000,000.00	\$999,120.00	\$999,120.00	1.59%	1.647 1.621	\$101.91 \$1,019,130.00	\$20,010.00	0.24%	Aaa AA+
3133ELUF9	FFCB 0.790% 03/15/2023	3/19/2020 3/23/2020	\$4,000,000.00	\$3,987,080.00	\$3,987,080.00	0.90%	1.707 1.694	\$101.00 \$4,039,840.00	\$52,760.00	0.96%	Aaa AA+

Warren County Operating Account
POSITION STATEMENT
 As of June 30, 2021



CUSIP	Security Description	Trade Date/ Settlement Date	Par Value	Principal Cost/ Purchased Interest	Total Cost	Yield at Cost	Maturity/ Duration	Market Price/ Market Value	Unrealized Gain/ (Loss)	% of Assets	Moody's/ S&P Rating
3137EAER6	FMCC 0.375% 05/05/2023	5/5/2020 5/7/2020	\$3,000,000.00	\$2,998,740.00	\$2,998,740.00	0.39%	1.847 1.839	\$100.25 \$3,007,500.00	\$8,760.00	0.71%	Aaa AA+
3133ELG81	FFCB 0.300% 06/08/2023	6/3/2020 6/8/2020	\$2,500,000.00	\$2,495,525.00	\$2,495,525.00	0.36%	1.940 1.933	\$100.07 \$2,501,700.00	\$6,175.00	0.59%	Aaa AA+
3133EKS7	FFCB 1.770% 06/26/2023	6/20/2019 6/26/2019	\$675,000.00	\$672,252.75	\$672,252.75	1.88%	1.989 1.961	\$102.96 \$694,966.50	\$22,713.75	0.17%	Aaa AA+
3134GV2E7	FMCC 0.400% 06/30/2023	6/25/2020 6/30/2020	\$3,000,000.00	\$3,000,000.00	\$3,000,000.00	0.40%	2.000 1.008	\$100.08 \$3,002,340.00	\$2,340.00	0.71%	Aaa AA+
3134GWAK2	FMCC 0.410% 07/20/2023	7/20/2020 7/21/2020	\$2,000,000.00	\$2,000,000.00	\$2,000,000.00	0.41%	2.055 2.041	\$100.02 \$2,000,320.00	\$320.00	0.48%	Aaa AA+
3135G05J8	FNMA 0.420% 07/21/2023	7/14/2020 7/21/2020	\$2,000,000.00	\$2,000,000.00	\$2,000,000.00	0.42%	2.058 0.933	\$100.02 \$2,000,360.00	\$360.00	0.48%	Aaa AA+
3137EAEV7	FMCC 0.250% 08/24/2023	8/19/2020 8/21/2020	\$2,500,000.00	\$2,497,450.00	\$2,497,450.00	0.28%	2.151 2.141	\$99.97 \$2,499,300.00	\$1,850.00	0.59%	Aaa AA+
3134GWH33	FMCC 0.320% 09/01/2023	9/2/2020 9/3/2020	\$3,340,000.00	\$3,339,165.00	\$3,339,165.00	0.33%	2.173 0.673	\$100.00 \$3,340,100.20	\$935.20	0.79%	Aaa AA+
31422BG53	AGM 0.350% 09/29/2023	6/23/2020 6/29/2020	\$3,000,000.00	\$2,997,600.00	\$2,997,600.00	0.37%	2.249 2.238	\$100.07 \$3,001,980.00	\$4,380.00	0.71%	
3137EAEY1	FMCC 0.125% 10/16/2023	10/14/2020 10/16/2020	\$2,000,000.00	\$1,992,540.00	\$1,992,540.00	0.25%	2.296 2.289	\$99.60 \$1,992,040.00	(\$500.00)	0.47%	Aaa AA+
3133EK3M6	FFCB 1.625% 10/23/2023	10/15/2019 10/23/2019	\$2,000,000.00	\$1,998,080.00	\$1,998,080.00	1.65%	2.315 2.271	\$102.96 \$2,059,100.00	\$61,020.00	0.49%	Aaa AA+
3134GW6E1	FMCC 0.320% 11/02/2023	10/23/2020 11/2/2020	\$2,000,000.00	\$2,000,000.00	\$2,000,000.00	0.32%	2.342 0.977	\$99.91 \$1,998,260.00	(\$1,740.00)	0.47%	Aaa AA+
3134GXAY0	FMCC 0.300% 11/13/2023	11/12/2020 11/13/2020	\$2,000,000.00	\$1,998,500.00	\$1,998,500.00	0.33%	2.373 1.648	\$99.81 \$1,996,240.00	(\$2,260.00)	0.47%	Aaa AA+
3133EMNG3	FFCB 0.230% 01/19/2024	3/3/2021 3/4/2021	\$1,575,000.00	\$1,572,905.25 \$452.81	\$1,573,358.06	0.28%	2.556 2.541	\$99.60 \$1,568,637.00	(\$4,268.25)	0.37%	Aaa AA+
3134GWH90	FMCC 0.400% 03/08/2024	9/10/2020 9/11/2020	\$2,500,000.00	\$2,499,500.00	\$2,499,500.00	0.41%	2.690 1.289	\$99.86 \$2,496,450.00	(\$3,050.00)	0.59%	Aaa AA+
3134GWXC5	FMCC 0.350% 03/29/2024	10/21/2020 10/23/2020	\$2,500,000.00	\$2,498,750.00	\$2,498,750.00	0.36%	2.748 1.336	\$99.63 \$2,490,675.00	(\$8,075.00)	0.59%	Aaa AA+
3133EMVV0	FFCB 0.350% 04/22/2024	4/26/2021 4/27/2021	\$1,000,000.00	\$1,000,000.00 \$48.61	\$1,000,048.61	0.35%	2.814 2.792	\$99.75 \$997,500.00	(\$2,500.00)	0.24%	Aaa AA+
3133EKQU3	FFCB 1.950% 06/13/2024	6/17/2019 6/18/2019	\$1,500,000.00	\$1,498,290.00	\$1,498,290.00	1.97%	2.956 2.877	\$104.34 \$1,565,130.00	\$66,840.00	0.37%	Aaa AA+

Warren County Operating Account
POSITION STATEMENT
 As of June 30, 2021



CUSIP	Security Description	Trade Date/ Settlement Date	Par Value	Principal Cost/ Purchased Interest	Total Cost	Yield at Cost	Maturity/ Duration	Market Price/ Market Value	Unrealized Gain/ (Loss)	% of Assets	Moody's/ S&P Rating
3130A8HK2	FHLB 1.750% 06/14/2024	9/13/2019 9/16/2019	\$850,000.00	\$847,977.00	\$847,977.00	1.80%	2.959 2.886	\$103.70 \$881,484.00	\$33,507.00	0.21%	Aaa AA+
3135G0V75	FNMA 1.750% 07/02/2024	7/3/2019 7/8/2019	\$1,500,000.00	\$1,494,315.00	\$1,494,315.00	1.83%	3.008 2.911	\$103.80 \$1,557,060.00	\$62,745.00	0.37%	Aaa AA+
3134GTYK3	FMCC 2.000% 07/02/2024	7/1/2019 7/2/2019	\$2,500,000.00	\$2,495,625.00	\$2,495,625.00	2.04%	3.008 1.342	\$100.01 \$2,500,275.00	\$4,650.00	0.59%	Aaa AA+
3135G0V75	FNMA 1.750% 07/02/2024	12/18/2019 12/19/2019	\$3,500,000.00	\$3,498,180.00	\$3,498,180.00	1.76%	3.008 2.911	\$103.80 \$3,633,140.00	\$134,960.00	0.86%	Aaa AA+
3133EKWV4	FFCB 1.850% 07/26/2024	7/24/2019 7/26/2019	\$1,250,000.00	\$1,248,225.00	\$1,248,225.00	1.88%	3.074 2.971	\$104.12 \$1,301,550.00	\$53,325.00	0.31%	Aaa AA+
3133EL5S9	FFCB 0.480% 09/03/2024	9/4/2020 9/9/2020	\$4,250,000.00	\$4,248,725.00	\$4,248,725.00	0.49%	3.181 1.300	\$99.77 \$4,240,310.00	(\$8,415.00)	1.01%	Aaa AA+
3133EKP75	FFCB 1.600% 09/17/2024	9/26/2019 10/2/2019	\$2,000,000.00	\$1,996,000.00	\$1,996,000.00	1.64%	3.219 3.127	\$103.42 \$2,068,440.00	\$72,440.00	0.49%	Aaa AA+
3133ELEA8	FFCB 1.700% 09/17/2024	12/10/2019 12/17/2019	\$2,500,000.00	\$2,497,300.00	\$2,497,300.00	1.72%	3.219 3.122	\$103.73 \$2,593,300.00	\$96,000.00	0.62%	Aaa AA+
3133EMBD3	FFCB 0.360% 09/24/2024	9/24/2020 9/29/2020	\$1,500,000.00	\$1,498,125.00	\$1,498,125.00	0.39%	3.238 2.114	\$99.20 \$1,487,970.00	(\$10,155.00)	0.35%	Aaa AA+
3134GWUS3	FMCC 0.400% 09/24/2024	9/17/2020 9/24/2020	\$3,500,000.00	\$3,499,825.00	\$3,499,825.00	0.40%	3.238 1.568	\$99.39 \$3,478,790.00	(\$21,035.00)	0.83%	Aaa AA+
3135G0W66	FNMA 1.625% 10/15/2024	10/24/2019 10/28/2019	\$3,000,000.00	\$2,994,930.00	\$2,994,930.00	1.66%	3.296 3.202	\$103.59 \$3,107,550.00	\$112,620.00	0.74%	Aaa AA+
3135G0W66	FNMA 1.625% 10/15/2024	11/25/2019 11/26/2019	\$2,500,000.00	\$2,495,425.00	\$2,495,425.00	1.66%	3.296 3.202	\$103.59 \$2,589,625.00	\$94,200.00	0.62%	Aaa AA+
3133EK3B0	FFCB 1.500% 10/16/2024	10/10/2019 10/16/2019	\$6,000,000.00	\$5,989,788.54	\$5,989,788.54	1.51%	3.299 3.210	\$103.12 \$6,186,900.00	\$197,111.46	1.47%	Aaa AA+
3133EK4Y9	FFCB 1.650% 11/01/2024	10/28/2019 11/1/2019	\$3,000,000.00	\$2,983,560.00	\$2,983,560.00	1.76%	3.342 3.246	\$103.62 \$3,108,510.00	\$124,950.00	0.74%	Aaa AA+
3133EK6J0	FFCB 1.625% 11/08/2024	11/1/2019 11/8/2019	\$2,500,000.00	\$2,498,075.00	\$2,498,075.00	1.64%	3.362 3.267	\$103.55 \$2,588,750.00	\$90,675.00	0.62%	Aaa AA+
3134GWLF1	FMCC 0.500% 11/27/2024	9/23/2020 9/24/2020	\$2,500,000.00	\$2,500,000.00	\$2,500,000.00	0.50%	3.414 1.482	\$99.85 \$2,496,325.00	(\$3,675.00)	0.59%	Aaa AA+
3134GV7E2	FMCC 0.500% 01/27/2025	7/8/2020 7/27/2020	\$2,000,000.00	\$1,994,400.00	\$1,994,400.00	0.56%	3.581 1.640	\$99.64 \$1,992,780.00	(\$1,620.00)	0.47%	Aaa AA+
3133EMSJ2	FFCB 0.430% 03/03/2025	2/26/2021 3/3/2021	\$3,750,000.00	\$3,733,125.00	\$3,733,125.00	0.54%	3.677 3.630	\$99.28 \$3,723,037.50	(\$10,087.50)	0.88%	Aaa AA+

Warren County Operating Account
POSITION STATEMENT
As of June 30, 2021



CUSIP	Security Description	Trade Date/ Settlement Date	Par Value	Principal Cost/ Purchased Interest	Total Cost	Yield at Cost	Maturity/ Duration	Market Price/ Market Value	Unrealized Gain/ (Loss)	% of Assets	Moody's/ S&P Rating
3133EMSJ2	FFCB 0.430% 03/03/2025	3/3/2021 3/3/2021	\$2,500,000.00	\$2,489,475.00	\$2,489,475.00	0.54%	3.677 3.630	\$99.28 \$2,482,025.00	(\$7,450.00)	0.59%	Aaa AA+
3133EMUP5	FFCB 0.710% 04/01/2025	3/25/2021 4/1/2021	\$3,000,000.00	\$3,000,000.00	\$3,000,000.00	0.71%	3.756 1.909	\$100.02 \$3,000,600.00	\$600.00	0.71%	Aaa AA+
3135G03U5	FNMA 0.625% 04/22/2025	2/26/2021 3/5/2021	\$5,000,000.00	\$4,991,250.00	\$4,991,250.00	0.67%	3.814 3.752	\$99.85 \$4,992,650.00	\$1,400.00	1.19%	Aaa AA+
3133EMYN6	FFCB 0.710% 05/06/2025	5/6/2021 5/7/2021	\$1,620,000.00	\$1,620,000.00 \$31.95	\$1,620,031.95	0.71%	3.852 2.290	\$99.72 \$1,615,496.40	(\$4,503.60)	0.38%	Aaa AA+
3133ELC28	FFCB 0.730% 05/27/2025	5/28/2020 5/29/2020	\$2,000,000.00	\$1,997,500.00	\$1,997,500.00	0.76%	3.910 2.379	\$99.19 \$1,983,760.00	(\$13,740.00)	0.47%	Aaa AA+
3133ELH23	FFCB 0.500% 06/09/2025	6/3/2020 6/9/2020	\$3,000,000.00	\$2,994,690.00	\$2,994,690.00	0.54%	3.945 3.891	\$99.28 \$2,978,460.00	(\$16,230.00)	0.71%	Aaa AA+
3136G4J53	FNMA 0.600% 08/18/2025	8/26/2020 8/28/2020	\$1,000,000.00	\$998,500.00	\$998,500.00	0.63%	4.137 2.156	\$99.24 \$992,400.00	(\$6,100.00)	0.24%	Aaa AA+
3136G4J95	FNMA 0.550% 08/25/2025	8/19/2020 8/25/2020	\$2,000,000.00	\$1,997,500.00	\$1,997,500.00	0.58%	4.156 2.311	\$99.22 \$1,984,340.00	(\$13,160.00)	0.47%	Aaa AA+
3136G4W41	FNMA 0.650% 08/25/2025	9/15/2020 9/16/2020	\$2,500,000.00	\$2,501,175.00	\$2,501,175.00	0.64%	4.156 1.715	\$99.61 \$2,490,250.00	(\$10,925.00)	0.59%	Aaa AA+
3136G4X40	FNMA 0.600% 08/26/2025	9/11/2020 9/14/2020	\$1,585,000.00	\$1,585,000.00	\$1,585,000.00	0.60%	4.159 2.378	\$99.18 \$1,571,939.60	(\$13,060.40)	0.37%	Aaa AA+
3137EAEX3	FMCC 0.375% 09/23/2025	2/26/2021 3/2/2021	\$5,000,000.00	\$4,924,900.00	\$4,924,900.00	0.71%	4.236 4.179	\$98.44 \$4,922,150.00	(\$2,750.00)	1.17%	Aaa AA+
3134GW5P7	FMCC 0.600% 10/27/2025	10/26/2020 10/27/2020	\$1,500,000.00	\$1,499,325.00	\$1,499,325.00	0.61%	4.329 2.695	\$98.93 \$1,483,995.00	(\$15,330.00)	0.35%	Aaa AA+
3136G45C3	FNMA 0.540% 10/27/2025	10/21/2020 10/27/2020	\$2,000,000.00	\$1,998,000.00	\$1,998,000.00	0.56%	4.329 3.237	\$98.83 \$1,976,500.00	(\$21,500.00)	0.47%	Aaa AA+
3134GW4B9	FMCC 0.500% 10/29/2025	10/8/2020 10/29/2020	\$2,500,000.00	\$2,495,000.00	\$2,495,000.00	0.54%	4.334 3.017	\$98.69 \$2,467,300.00	(\$27,700.00)	0.59%	Aaa AA+
3135G06G3	FNMA 0.500% 11/07/2025	2/23/2021 2/24/2021	\$2,000,000.00	\$1,994,960.00	\$1,994,960.00	0.55%	4.359 4.289	\$98.84 \$1,976,880.00	(\$18,080.00)	0.47%	Aaa AA+
3134GXFV1	FMCC 0.625% 12/17/2025	12/3/2020 12/17/2020	\$3,000,000.00	\$2,998,500.00	\$2,998,500.00	0.64%	4.468 2.763	\$99.09 \$2,972,730.00	(\$25,770.00)	0.71%	Aaa AA+
3134GXGZ1	FMCC 0.550% 12/30/2025	12/8/2020 12/30/2020	\$1,000,000.00	\$1,000,000.00	\$1,000,000.00	0.55%	4.504 3.099	\$98.96 \$989,649.00	(\$10,351.00)	0.24%	Aaa AA+
3135G06Q1	FNMA 0.640% 12/30/2025	12/24/2020 12/30/2020	\$2,000,000.00	\$2,002,600.00	\$2,002,600.00	0.61%	4.504 2.234	\$99.02 \$1,980,360.00	(\$22,240.00)	0.47%	Aaa AA+

POSITION STATEMENT

As of June 30, 2021



CUSIP	Security Description	Trade Date/ Settlement Date	Par Value	Principal Cost/ Purchased Interest	Total Cost	Yield at Cost	Maturity/ Duration	Market Price/ Market Value	Unrealized Gain/ (Loss)	% of Assets	Moody's/ S&P Rating
31422B6K1	AGM 0.480% 01/15/2026	1/7/2021 1/15/2021	\$1,500,000.00	\$1,498,500.00	\$1,498,500.00	0.50%	4.548 4.466	\$98.41 \$1,476,165.00	(\$22,335.00)	0.35%	
3130AKQM1	FHLB 0.300% 01/27/2026	3/25/2021 3/26/2021	\$7,200,000.00	\$7,118,568.00 \$3,540.00	\$7,122,108.00	0.87%	4.581 3.091	\$98.85 \$7,117,128.00	(\$1,440.00)	1.69%	Aaa AA+
3135G06R9	FNMA 0.550% 01/28/2026	1/5/2021 1/28/2021	\$2,500,000.00	\$2,500,000.00	\$2,500,000.00	0.55%	4.584 2.878	\$98.50 \$2,462,425.00	(\$37,575.00)	0.59%	Aaa AA+
3130AKV37	FHLB 0.530% 02/04/2026	3/2/2021 3/3/2021	\$3,205,000.00	\$3,169,745.00 \$1,368.36	\$3,171,113.36	0.76%	4.603 2.921	\$98.38 \$3,153,046.95	(\$16,698.05)	0.75%	Aaa AA+
3130AKXB7	FHLB 0.580% 02/11/2026	2/24/2021 2/26/2021	\$2,000,000.00	\$1,992,000.00 \$483.33	\$1,992,483.33	0.66%	4.622 2.827	\$98.72 \$1,974,300.00	(\$17,700.00)	0.47%	Aaa AA+
3133EMQX3	FFCB 0.590% 02/17/2026	2/18/2021 2/25/2021	\$2,500,000.00	\$2,490,225.00 \$327.78	\$2,490,552.78	0.67%	4.638 2.685	\$98.84 \$2,470,875.00	(\$19,350.00)	0.59%	Aaa AA+
3130AKVV5	FHLB 0.500% 02/18/2026	1/28/2021 2/18/2021	\$3,000,000.00	\$3,000,000.00	\$3,000,000.00	0.50%	4.641 3.258	\$98.38 \$2,951,490.00	(\$48,510.00)	0.70%	Aaa AA+
3133EMUK6	FFCB 1.050% 03/25/2026	3/18/2021 3/25/2021	\$2,750,000.00	\$2,750,000.00	\$2,750,000.00	1.05%	4.737 2.180	\$100.01 \$2,750,357.50	\$357.50	0.65%	Aaa AA+
SubTotal			\$173,550,000.00	\$173,148,553.51 \$6,252.84	\$173,154,806.35	0.86%		\$174,180,815.15	\$1,032,261.64	41.39%	
Certificate of Deposit											
0000522CD	1st National Bank 0.50% 07/20/2021	7/20/2020 7/20/2020	\$1,000,000.00	\$1,000,000.00	\$1,000,000.00	0.50%	0.055 0.057	\$100.00 \$1,000,000.00	\$0.00	0.24%	
0000592CD	1st National Bank 0.50% 11/09/2021	11/9/2020 11/9/2020	\$2,000,000.00	\$2,000,000.00	\$2,000,000.00	0.50%	0.362 0.363	\$100.00 \$2,000,000.00	\$0.00	0.48%	
0000611CD	1st National Bank 0.31% 12/02/2021	12/2/2020 12/2/2020	\$2,000,000.00	\$2,000,000.00	\$2,000,000.00	0.31%	0.425 0.426	\$100.00 \$2,000,000.00	\$0.00	0.48%	
0000610CD	1st National Bank 0.31% 12/02/2021	12/2/2020 12/2/2020	\$2,000,000.00	\$2,000,000.00	\$2,000,000.00	0.31%	0.425 0.426	\$100.00 \$2,000,000.00	\$0.00	0.48%	
SubTotal			\$7,000,000.00	\$7,000,000.00	\$7,000,000.00	0.39%		\$7,000,000.00	\$0.00	1.66%	
Commercial Paper											
30229AU98	Exxon Mobil Corporation 07/09/2021	10/14/2020 10/15/2020	\$2,500,000.00	\$2,496,106.25	\$2,496,106.25	0.21%	0.025 0.027	\$100.00 \$2,499,950.00	\$3,843.75	0.59%	P-1 A-1+
89233GUD6	Toyota Motor Credit Corporation 07/13/2021	10/15/2020 10/16/2020	\$2,500,000.00	\$2,495,312.50	\$2,495,312.50	0.25%	0.036 0.038	\$100.00 \$2,499,925.00	\$4,612.50	0.59%	P-1 A-1+

Warren County Operating Account

POSITION STATEMENT

As of June 30, 2021



CUSIP	Security Description	Trade Date/ Settlement Date	Par Value	Principal Cost/ Purchased Interest	Total Cost	Yield at Cost	Maturity/ Duration	Market Price/ Market Value	Unrealized Gain/ (Loss)	% of Assets	Moody's/ S&P Rating
89233GUP9	Toyota Motor Credit Corporation 07/23/2021	10/26/2020 10/27/2020	\$2,500,000.00	\$2,495,329.86	\$2,495,329.86	0.25%	0.063 0.066	\$100.00 \$2,499,875.00	\$4,545.14	0.59%	P-1 A-1+
13607EUW7	Canadian Imperial Holdings Inc. 07/30/2021	11/4/2020 11/5/2020	\$2,500,000.00	\$2,496,013.53	\$2,496,013.53	0.22%	0.082 0.085	\$99.99 \$2,499,825.00	\$3,811.47	0.59%	P-1 A-1
2254EAVA8	Credit Suisse Securities (USA) LLC 08/10/2021	11/13/2020 11/17/2020	\$3,000,000.00	\$2,994,015.00	\$2,994,015.00	0.27%	0.112 0.115	\$99.99 \$2,999,700.00	\$5,685.00	0.71%	P-1 A-1
2254EAVT7	Credit Suisse Securities (USA) LLC 08/27/2021	11/30/2020 12/1/2020	\$2,000,000.00	\$1,996,114.44	\$1,996,114.44	0.26%	0.159 0.162	\$99.99 \$1,999,720.00	\$3,605.56	0.48%	P-1 A-1
62479LWD3	MUFG Bank, Ltd. 09/13/2021	12/16/2020 12/17/2020	\$1,500,000.00	\$1,497,412.50	\$1,497,412.50	0.23%	0.205 0.208	\$99.98 \$1,499,655.00	\$2,242.50	0.36%	P-1 A-1
2254EAX16	Credit Suisse Holdings (USA), Inc. 10/01/2021	1/4/2021 1/5/2021	\$3,000,000.00	\$2,994,620.00	\$2,994,620.00	0.24%	0.255 0.257	\$99.97 \$2,999,070.00	\$4,450.00	0.71%	P-1 A-1
63873JYN4	Natixis 11/22/2021	2/24/2021 2/25/2021	\$3,250,000.00	\$3,245,612.50	\$3,245,612.50	0.18%	0.397 0.400	\$99.95 \$3,248,310.00	\$2,697.50	0.77%	P-1 A-1
8923A0YS6	Toyota Credit de Puerto Rico Corp. 11/26/2021	3/2/2021 3/3/2021	\$2,500,000.00	\$2,496,277.78	\$2,496,277.78	0.20%	0.408 0.410	\$99.95 \$2,498,650.00	\$2,372.22	0.59%	P-1 A-1+
63873JZM5	Natixis 12/21/2021	3/25/2021 3/26/2021	\$10,000,000.00	\$9,984,250.00	\$9,984,250.00	0.21%	0.477 0.479	\$99.93 \$9,993,200.00	\$8,950.00	2.37%	P-1 A-1
63873JZV5	Natixis 12/29/2021	4/16/2021 4/19/2021	\$1,700,000.00	\$1,697,481.17	\$1,697,481.17	0.21%	0.499 0.501	\$99.92 \$1,698,708.00	\$1,226.83	0.40%	P-1 A-1
SubTotal			\$36,950,000.00	\$36,888,545.53	\$36,888,545.53	0.22%		\$36,936,588.00	\$48,042.47	8.78%	

Corporate Bond

713448DL9	PepsiCo, Inc. 1.700% 10/06/2021	11/21/2019 11/25/2019	\$3,000,000.00	\$2,995,260.00	\$2,995,260.00	1.79%	0.268 0.181	\$100.28 \$3,008,310.00	\$13,050.00	0.71%	A1 A+
742718EQ8	The Procter & Gamble Company 1.700% 11/03/2021	8/26/2019 8/28/2019	\$2,000,000.00	\$1,997,980.00	\$1,997,980.00	1.75%	0.345 0.348	\$100.53 \$2,010,660.00	\$12,680.00	0.48%	Aa3 AA-
24422EVA4	John Deere Capital Corporation 1.950% 06/13/2022	1/8/2020 1/10/2020	\$3,000,000.00	\$3,010,770.00	\$3,010,770.00	1.80%	0.953 0.950	\$101.67 \$3,050,040.00	\$39,270.00	0.72%	A2 A

Warren County Operating Account
POSITION STATEMENT
 As of June 30, 2021



CUSIP	Security Description	Trade Date/ Settlement Date	Par Value	Principal Cost/ Purchased Interest	Total Cost	Yield at Cost	Maturity/ Duration	Market Price/ Market Value	Unrealized Gain/ (Loss)	% of Assets	Moody's/ S&P Rating
06406RAK3	The Bank of New York Mellon Corporation 1.950% 08/23/2022	11/8/2019 11/13/2019	\$2,000,000.00	\$1,999,660.00	\$1,999,660.00	1.96%	1.148 1.134	\$101.98 \$2,039,600.00	\$39,940.00	0.48%	A1 A
24422ETV1	John Deere Capital Corporation 2.150% 09/08/2022	11/25/2019 11/27/2019	\$3,000,000.00	\$3,024,810.00	\$3,024,810.00	1.84%	1.192 1.176	\$102.18 \$3,065,430.00	\$40,620.00	0.73%	A2 A
89236TEC5	Toyota Motor Credit Corporation 2.150% 09/08/2022	12/30/2019 1/2/2020	\$2,406,000.00	\$2,426,426.94	\$2,426,426.94	1.82%	1.192 1.176	\$102.27 \$2,460,568.08	\$34,141.14	0.58%	A1 A+
037833DL1	Apple Inc. 1.700% 09/11/2022	9/5/2019 9/11/2019	\$1,000,000.00	\$999,830.00	\$999,830.00	1.71%	1.200 1.188	\$101.79 \$1,017,870.00	\$18,040.00	0.24%	Aa1 AA+
90331HPF4	U.S. Bank National Association 1.950% 01/09/2023	1/7/2020 1/10/2020	\$2,500,000.00	\$2,509,575.00	\$2,509,575.00	1.82%	1.529 1.427	\$102.39 \$2,559,825.00	\$50,250.00	0.61%	A1 AA-
06406RAM9	The Bank of New York Mellon Corporation 1.850% 01/27/2023	1/22/2020 1/28/2020	\$4,750,000.00	\$4,751,757.50	\$4,751,757.50	1.84%	1.578 1.478	\$102.32 \$4,860,342.50	\$108,585.00	1.15%	A1 A
89788JAB5	Truist Bank 1.250% 03/09/2023	3/9/2020 3/12/2020	\$3,000,000.00	\$2,979,180.00	\$2,979,180.00	1.49%	1.690 1.596	\$101.48 \$3,044,310.00	\$65,130.00	0.72%	A2 A
89788JAB5	Truist Bank 1.250% 03/09/2023	3/4/2020 3/9/2020	\$5,500,000.00	\$5,500,330.00	\$5,500,330.00	1.25%	1.690 1.596	\$101.48 \$5,581,235.00	\$80,905.00	1.33%	A2 A
89236TJD8	Toyota Motor Credit Corporation 0.400% 04/06/2023	4/7/2021 4/9/2021	\$2,000,000.00	\$2,001,780.00	\$2,001,780.00	0.36%	1.767 1.759	\$100.03 \$2,000,540.00	(\$1,240.00)	0.48%	A1 A+
037833DV9	Apple Inc. 0.750% 05/11/2023	5/14/2020 5/18/2020	\$3,000,000.00	\$3,011,310.00	\$3,011,310.00	0.62%	1.863 1.850	\$100.86 \$3,025,830.00	\$14,520.00	0.72%	Aa1 AA+
023135BV7	Amazon.com, Inc. 0.250% 05/12/2023	5/11/2021 5/13/2021	\$2,000,000.00	\$2,001,300.00 \$13.89	\$2,001,313.89	0.22%	1.866 1.860	\$99.98 \$1,999,620.00	(\$1,680.00)	0.48%	A1 AA
89236THU2	Toyota Motor Credit Corporation 0.450% 01/11/2024	2/16/2021 2/18/2021	\$1,000,000.00	\$1,002,200.00 \$462.50	\$1,002,662.50	0.37%	2.534 2.509	\$99.68 \$996,810.00	(\$5,390.00)	0.24%	A1 A+
SubTotal			\$40,156,000.00	\$40,212,169.44 \$476.39	\$40,212,645.83	1.44%		\$40,720,990.58	\$508,821.14	9.68%	

Warren County Operating Account
POSITION STATEMENT
 As of June 30, 2021



CUSIP	Security Description	Trade Date/ Settlement Date	Par Value	Principal Cost/ Purchased Interest	Total Cost	Yield at Cost	Maturity/ Duration	Market Price/ Market Value	Unrealized Gain/ (Loss)	% of Assets	Moody's/ S&P Rating
Corporate Note											
023135BW5	Amazon.com, Inc. 0.450% 05/12/2024	5/11/2021 5/13/2021	\$2,000,000.00	\$1,999,220.00 \$25.00	\$1,999,245.00	0.46%	2.868 2.842	\$99.80 \$1,995,980.00	(\$3,240.00)	0.47%	A1 AA
SubTotal			\$2,000,000.00	\$1,999,220.00 \$25.00	\$1,999,245.00	0.46%		\$1,995,980.00	(\$3,240.00)	0.47%	
Foreign Government Bond											
46513JAT8	State of Israel 1.100% 10/01/2022	9/17/2020 10/2/2020	\$1,500,000.00	\$1,500,000.00	\$1,500,000.00	1.10%	1.255 0.421	\$100.00 \$1,500,000.00	\$0.00	0.36%	A-1 AA-
46513JCT6	State of Israel 1.160% 10/01/2023	9/17/2020 10/2/2020	\$1,500,000.00	\$1,500,000.00	\$1,500,000.00	1.16%	2.255 0.844	\$100.00 \$1,500,000.00	\$0.00	0.36%	A-1 AA-
46513JET4	State of Israel 1.420% 10/01/2025	9/17/2020 10/2/2020	\$2,000,000.00	\$2,000,000.00	\$2,000,000.00	1.42%	4.258 1.463	\$100.00 \$2,000,000.00	\$0.00	0.48%	A-1 AA-
SubTotal			\$5,000,000.00	\$5,000,000.00	\$5,000,000.00	1.25%		\$5,000,000.00	\$0.00	1.19%	
Municipal Bond											
817834MY7	Seven Hills, City of 1.125% 09/09/2021	10/16/2020 11/4/2020	\$1,000,000.00	\$1,006,540.00	\$1,006,540.00	0.35%	0.195 0.197	\$100.18 \$1,001,840.00	(\$4,700.00)	0.24%	
558073KN1	Madison Local School District 1.250% 09/30/2021	9/17/2020 9/30/2020	\$525,000.00	\$528,916.50	\$528,916.50	0.50%	0.252 0.254	\$100.20 \$526,071.00	(\$2,845.50)	0.13%	
54930AAA7	Lucas, County of 0.450% 10/15/2021	10/2/2020 10/15/2020	\$2,000,000.00	\$2,000,000.00	\$2,000,000.00	0.45%	0.293 0.295	\$100.07 \$2,001,380.00	\$1,380.00	0.48%	SP-1+
895181CN3	Trenton, City of 1.000% 11/10/2021	10/30/2020 11/12/2020	\$350,000.00	\$352,254.00	\$352,254.00	0.35%	0.364 0.367	\$100.31 \$351,071.00	(\$1,183.00)	0.08%	
850221TE2	Springboro, City of 0.750% 01/20/2022	1/8/2021 1/21/2021	\$800,000.00	\$804,216.00	\$804,216.00	0.22%	0.559 0.561	\$100.30 \$802,432.00	(\$1,784.00)	0.19%	
080257RP5	Belmont, County of 0.750% 01/27/2022	1/15/2021 1/28/2021	\$1,750,000.00	\$1,758,697.50	\$1,758,697.50	0.25%	0.578 0.580	\$100.30 \$1,755,197.50	(\$3,500.00)	0.42%	
984088AA2	Xenia, City of 0.875% 02/03/2022	1/22/2021 2/4/2021	\$1,000,000.00	\$1,004,910.00	\$1,004,910.00	0.38%	0.597 0.599	\$100.32 \$1,003,240.00	(\$1,670.00)	0.24%	
5094264Q2	Lake, County of 0.500% 03/31/2022	3/25/2021 3/31/2021	\$3,000,000.00	\$3,008,970.00	\$3,008,970.00	0.20%	0.751 0.752	\$100.25 \$3,007,590.00	(\$1,380.00)	0.71%	
971736FS7	Wilmington, City of 1.000% 04/13/2022	3/25/2021 4/14/2021	\$1,950,000.00	\$1,964,352.00	\$1,964,352.00	0.26%	0.786 0.788	\$100.62 \$1,962,051.00	(\$2,301.00)	0.47%	

Warren County Operating Account

POSITION STATEMENT

As of June 30, 2021



CUSIP	Security Description	Trade Date/ Settlement Date	Par Value	Principal Cost/ Purchased Interest	Total Cost	Yield at Cost	Maturity/ Duration	Market Price/ Market Value	Unrealized Gain/ (Loss)	% of Assets	Moody's/ S&P Rating
027651XW3	American Municipal Power, Inc. 1.000% 04/14/2022	4/7/2021 4/15/2021	\$1,235,000.00	\$1,244,707.10	\$1,244,707.10	0.22%	0.789 0.790	\$100.63 \$1,242,755.80	(\$1,951.30)	0.30%	SP-1+
239876CR4	Dayton, City of 0.631% 12/01/2023	10/23/2020 11/12/2020	\$875,000.00	\$875,000.00	\$875,000.00	0.63%	2.422 2.397	\$99.95 \$874,527.50	(\$472.50)	0.21%	Aa3 AA
172254WM2	Cincinnati, City of 0.879% 11/01/2024	10/22/2020 11/3/2020	\$390,000.00	\$390,000.00	\$390,000.00	0.88%	3.342 3.276	\$99.64 \$388,596.00	(\$1,404.00)	0.09%	Aa3 AA
531677PD8	Licking Heights Local School District 0.880% 12/01/2024	7/24/2020 8/13/2020	\$350,000.00	\$350,000.00	\$350,000.00	0.88%	3.425 3.359	\$99.81 \$349,335.00	(\$665.00)	0.08%	Aa3
677581JB7	Ohio, State of 0.520% 12/15/2024	5/26/2021 6/8/2021	\$1,230,000.00	\$1,230,000.00	\$1,230,000.00	0.52%	3.463 3.420	\$99.50 \$1,223,899.20	(\$6,100.80)	0.29%	Aa2 AA
199098DK7	The Ohio Capital Fund LLC 1.501% 02/15/2026	12/24/2020 12/29/2020	\$1,035,000.00	\$1,067,726.70	\$1,067,726.70	0.87%	4.633 4.431	\$101.06 \$1,045,919.25	(\$21,807.45)	0.25%	AA-
172253FN1	Cincinnati Public Schools 1.471% 12/15/2026	4/1/2021 4/27/2021	\$1,490,000.00	\$1,490,000.00	\$1,490,000.00	1.47%	5.463 5.210	\$101.04 \$1,505,481.10	\$15,481.10	0.36%	Aa3
199492R92	Columbus, City Of 1.215% 04/01/2028	1/15/2021 2/17/2021	\$500,000.00	\$500,000.00	\$500,000.00	1.22%	6.759 6.413	\$99.28 \$496,415.00	(\$3,585.00)	0.12%	Aaa AAA
SubTotal			\$19,480,000.00	\$19,576,289.80	\$19,576,289.80	0.49%		\$19,537,801.35	(\$38,488.45)	4.64%	
Municipal Note											
443524WG4	Huber Heights, City of 1.000% 11/17/2021	11/4/2020 11/18/2020	\$888,000.00	\$894,171.60	\$894,171.60	0.30%	0.384 0.386	\$100.33 \$890,965.92	(\$3,205.68)	0.21%	
817834MZ4	Seven Hills, City of 0.875% 04/07/2022	3/25/2021 4/7/2021	\$1,000,000.00	\$1,006,630.00	\$1,006,630.00	0.21%	0.770 0.771	\$100.55 \$1,005,470.00	(\$1,160.00)	0.24%	
114187EB9	Brooklyn, City of 1.000% 05/26/2022	5/12/2021 5/26/2021	\$2,241,000.00	\$2,259,331.38	\$2,259,331.38	0.18%	0.904 0.905	\$100.76 \$2,257,964.37	(\$1,367.01)	0.54%	
9141193T7	University of Cincinnati 1.598% 06/01/2028	5/20/2021 6/3/2021	\$1,000,000.00	\$1,000,000.00	\$1,000,000.00	1.60%	6.926 6.502	\$100.58 \$1,005,760.00	\$5,760.00	0.24%	Aa3 AA-
SubTotal			\$5,129,000.00	\$5,160,132.98	\$5,160,132.98	0.48%		\$5,160,160.29	\$27.31	1.23%	
Negotiable Certificate of Deposit											
254672F29	Discover Bank 1.500% 08/10/2021	12/18/2018 12/18/2018	\$245,000.00	\$245,000.00	\$245,000.00	1.50%	0.112 0.115	\$100.17 \$245,414.05	\$414.05	0.06%	

Warren County Operating Account
POSITION STATEMENT
 As of June 30, 2021



CUSIP	Security Description	Trade Date/ Settlement Date	Par Value	Principal Cost/ Purchased Interest	Total Cost	Yield at Cost	Maturity/ Duration	Market Price/ Market Value	Unrealized Gain/ (Loss)	% of Assets	Moody's/ S&P Rating
538036CH5	Live Oak Banking Company 1.400% 08/19/2021	12/18/2018 12/18/2018	\$245,000.00	\$245,000.00	\$245,000.00	1.40%	0.137 0.139	\$100.20 \$245,480.20	\$480.20	0.06%	
08173QBR6	Beneficial Bank 1.500% 09/13/2021	12/18/2018 12/18/2018	\$245,000.00	\$245,000.00	\$245,000.00	1.50%	0.205 0.208	\$100.30 \$245,735.00	\$735.00	0.06%	
201282HF0	Commercial Bank 1.400% 09/16/2021	12/18/2018 12/18/2018	\$245,000.00	\$245,000.00	\$245,000.00	1.40%	0.214 0.216	\$100.29 \$245,708.05	\$708.05	0.06%	
33767AH95	Firstbank Puerto Rico 1.600% 10/14/2021	12/18/2018 12/18/2018	\$245,000.00	\$245,000.00	\$245,000.00	1.60%	0.290 0.292	\$100.45 \$246,107.40	\$1,107.40	0.06%	
68956HAA1	Ottawa Savings Bank 2.250% 01/19/2022	12/18/2018 12/18/2018	\$245,000.00	\$245,000.00	\$245,000.00	2.25%	0.556 0.555	\$101.22 \$247,996.35	\$2,996.35	0.06%	
619165HN6	Morton Community Bank 2.250% 01/19/2022	12/18/2018 12/18/2018	\$245,000.00	\$245,000.00	\$245,000.00	2.25%	0.556 0.555	\$101.22 \$247,996.35	\$2,996.35	0.06%	
90984P5A9	United Community Banks, Inc. 2.050% 03/01/2022	12/18/2018 12/18/2018	\$100,000.00	\$100,000.00	\$100,000.00	2.05%	0.668 0.666	\$101.35 \$101,354.00	\$1,354.00	0.02%	
27113PBX8	East Boston Savings Bank 2.000% 03/28/2022	12/18/2018 12/18/2018	\$245,000.00	\$245,000.00	\$245,000.00	2.00%	0.742 0.740	\$101.45 \$248,559.85	\$3,559.85	0.06%	
89579NBW2	Triad Bank 2.300% 07/19/2022	12/18/2018 12/18/2018	\$245,000.00	\$245,000.00	\$245,000.00	2.30%	1.052 1.041	\$102.32 \$250,693.80	\$5,693.80	0.06%	
87270LAT0	TIAA, FSB 2.200% 09/14/2022	12/18/2018 12/18/2018	\$129,000.00	\$129,000.00	\$129,000.00	2.20%	1.208 1.193	\$102.55 \$132,285.63	\$3,285.63	0.03%	
05580ASH8	BMW Bank of North America 1.850% 09/20/2022	9/17/2019 9/20/2019	\$247,000.00	\$246,197.25	\$246,197.25	1.96%	1.225 1.212	\$102.13 \$252,248.75	\$6,051.50	0.06%	
227563BL6	Cross River Bank 1.850% 11/14/2022	11/6/2019 11/13/2019	\$245,000.00	\$244,877.50	\$244,877.50	1.87%	1.375 1.362	\$102.36 \$250,782.00	\$5,904.50	0.06%	
02589AB50	American Express National Bank 1.450% 03/31/2023	3/24/2020 3/31/2020	\$248,000.00	\$247,132.00	\$247,132.00	1.57%	1.751 1.729	\$102.21 \$253,470.88	\$6,338.88	0.06%	
12738RGA6	Cadence Bank, N.A. 1.300% 04/17/2023	4/3/2020 4/15/2020	\$248,000.00	\$247,380.00	\$247,380.00	1.39%	1.797 1.777	\$101.98 \$252,920.32	\$5,540.32	0.06%	
33847E3B1	Flagstar Bank, FSB 1.150% 05/01/2023	4/20/2020 4/30/2020	\$248,000.00	\$247,442.00	\$247,442.00	1.23%	1.836 1.817	\$101.74 \$252,317.68	\$4,875.68	0.06%	

Warren County Operating Account

POSITION STATEMENT

As of June 30, 2021



CUSIP	Security Description	Trade Date/ Settlement Date	Par Value	Principal Cost/ Purchased Interest	Total Cost	Yield at Cost	Maturity/ Duration	Market Price/ Market Value	Unrealized Gain/ (Loss)	% of Assets	Moody's/ S&P Rating
75472RAD3	Raymond James Bank, National Association 1.950% 08/23/2023	8/14/2019 8/23/2019	\$247,000.00	\$246,506.00	\$246,506.00	2.00%	2.148 2.099	\$103.67 \$256,072.31	\$9,566.31	0.06%	
15118RRH2	Celtic Bank Corporation 1.850% 08/30/2024	8/16/2019 8/30/2019	\$249,000.00	\$248,285.37	\$248,285.37	1.91%	3.170 3.071	\$104.78 \$260,912.16	\$12,626.79	0.06%	
856285RS2	State Bank of India 2.050% 11/27/2024	11/12/2019 11/27/2019	\$247,000.00	\$246,135.50	\$246,135.50	2.12%	3.414 3.302	\$105.71 \$261,093.82	\$14,958.32	0.06%	
7954506N0	Sallie Mae Bank 0.800% 06/10/2025	6/9/2020 6/11/2020	\$249,000.00	\$247,755.00	\$247,755.00	0.90%	3.948 3.878	\$101.37 \$252,411.30	\$4,656.30	0.06%	
88241THU7	Texas Exchange Bank, SSB 1.000% 06/19/2025	6/10/2020 6/19/2020	\$249,000.00	\$248,004.00	\$248,004.00	1.08%	3.973 0.903	\$100.05 \$249,131.97	\$1,127.97	0.06%	
SubTotal			\$4,911,000.00	\$4,903,714.62	\$4,903,714.62	1.72%		\$4,998,691.87	\$94,977.25	1.19%	
U.S. Treasury Bond											
91282CCG4	UST 0.250% 06/15/2024	6/17/2021 6/18/2021	\$2,195,000.00	\$2,184,453.72 \$44.98	\$2,184,498.70	0.41%	2.962 2.943	\$99.39 \$2,181,632.45	(\$2,821.27)	0.52%	Aaa AA+
91282CCG4	UST 0.250% 06/15/2024	6/25/2021 6/29/2021	\$4,500,000.00	\$4,469,589.84 \$430.33	\$4,470,020.17	0.48%	2.962 2.943	\$99.39 \$4,472,595.00	\$3,005.16	1.06%	Aaa AA+
SubTotal			\$6,695,000.00	\$6,654,043.56 \$475.31	\$6,654,518.87	0.46%		\$6,654,227.45	\$183.89	1.58%	
U.S. Treasury Note											
912828ZU7	UST 0.250% 06/15/2023	6/25/2021 6/29/2021	\$4,500,000.00	\$4,499,296.88 \$430.33	\$4,499,727.21	0.26%	1.959 1.953	\$100.00 \$4,500,180.00	\$883.12	1.07%	Aaa AA+
912828T91	UST 1.625% 10/31/2023	6/26/2019 6/28/2019	\$2,000,000.00	\$1,987,890.62	\$1,987,890.62	1.77%	2.337 2.293	\$103.03 \$2,060,620.00	\$72,729.38	0.49%	Aaa AA+
912828YH7	UST 1.500% 09/30/2024	12/16/2019 12/17/2019	\$3,000,000.00	\$2,971,875.00	\$2,971,875.00	1.70%	3.255 3.167	\$103.17 \$3,095,040.00	\$123,165.00	0.74%	Aaa AA+
912828ZF0	UST 0.500% 03/31/2025	3/26/2021 3/29/2021	\$4,000,000.00	\$3,986,718.75	\$3,986,718.75	0.58%	3.753 3.701	\$99.50 \$3,979,840.00	(\$6,878.75)	0.95%	Aaa AA+

POSITION STATEMENT

As of June 30, 2021



CUSIP	Security Description	Trade Date/ Settlement Date	Par Value	Principal Cost/ Purchased Interest	Total Cost	Yield at Cost	Maturity/ Duration	Market Price/ Market Value	Unrealized Gain/ (Loss)	% of Assets	Moody's/ S&P Rating
91282CCJ8	UST 0.875% 06/30/2026	6/25/2021 6/30/2021	\$4,500,000.00	\$4,487,167.97	\$4,487,167.97	0.93%	5.003 4.870	\$99.92 \$4,496,490.00	\$9,322.03	1.07%	Aaa AA+
SubTotal			\$18,000,000.00	\$17,932,949.22 \$430.33	\$17,933,379.55	0.92%		\$18,132,170.00	\$199,220.78	4.31%	
Grand Total			\$419,365,116.87	\$418,969,735.53 \$7,659.87	\$418,977,395.40	0.66%		\$420,811,541.56	\$1,841,806.03	100.00%	

Warren County Operating Account
TRANSACTION STATEMENT
 As of June 30, 2021



Transaction Type	Trade Date	Settlement Date	CUSIP	Security Description	Par Value	Principal Amount	Purchased Interest	Total Cost	Yield at Cost
Pending Purchase									
Pending Purchase	6/16/2021	7/15/2021	232285BM7	Cuyahoga, County of 0.589% 12/01/2024	1,565,000.00	1,565,000.00		1,565,000.00	0.59%
Total					1,565,000.00	1,565,000.00		1,565,000.00	
Purchase									
Purchase	5/20/2021	6/3/2021	9141193T7	University of Cincinnati 1.598% 06/01/2028	1,000,000.00	1,000,000.00		1,000,000.00	1.60%
Purchase	5/26/2021	6/8/2021	677581JB7	Ohio, State of 0.520% 12/15/2024	1,230,000.00	1,230,000.00		1,230,000.00	0.52%
Purchase	6/17/2021	6/18/2021	91282CCG4	UST 0.250% 06/15/2024	2,195,000.00	2,184,453.72	44.98	2,184,498.70	0.41%
Purchase	6/25/2021	6/29/2021	91282CCG4	UST 0.250% 06/15/2024	4,500,000.00	4,469,589.84	430.33	4,470,020.17	0.48%
Purchase	6/25/2021	6/29/2021	912828ZU7	UST 0.250% 06/15/2023	4,500,000.00	4,499,296.88	430.33	4,499,727.21	0.26%
Purchase	6/25/2021	6/30/2021	91282CCJ8	UST 0.875% 06/30/2026	4,500,000.00	4,487,167.97		4,487,167.97	0.93%
Total					17,925,000.00	17,870,508.41	905.64	17,871,414.05	

Warren County Operating Account
TRANSACTION STATEMENT
 As of June 30, 2021



Transaction Type	Trade Date	Settlement Date	CUSIP	Security Description	Par Value	Principal Cost	Total Proceeds	Realized Gain/Loss
Called Securities								
Called Securities	6/29/2021	6/29/2021	3134GVY44	FMCC 0.450% 12/29/2023	1,500,000.00	1,499,400.00	1,500,000.00	600.00
Total					1,500,000.00	1,499,400.00	1,500,000.00	600.00

Maturity								
Maturity	6/2/2021	6/2/2021	303619BA7	Fairborn, City of 2.000% 06/02/2021	2,275,000.00	2,288,422.50	2,275,000.00	(13,422.50)
Maturity	6/15/2021	6/15/2021	203507BA5	Community Bank 1.550% 06/15/2021	245,000.00	245,000.00	245,000.00	0.00
Maturity	6/17/2021	6/17/2021	063847AH0	Bank of New England 1.400% 06/17/2021	245,000.00	245,000.00	245,000.00	0.00
Maturity	6/18/2021	6/18/2021	30229ATJ8	Exxon Mobil Corporation 06/18/2021	2,500,000.00	2,496,477.08	2,500,000.00	3,522.92
Total					5,265,000.00	5,274,899.58	5,265,000.00	(9,899.58)

Transaction Type	Payment Date	Settlement Date	CUSIP	Security Description	Interest Received
Interest/Dividends					
Interest/Dividends	6/1/2021	6/1/2021	15118RRH2	Celtic Bank Corporation 1.850% 08/30/2024	378.62
Interest/Dividends	6/1/2021	6/1/2021	538036CH5	Live Oak Banking Company 1.400% 08/19/2021	291.32
Interest/Dividends	6/1/2021	6/1/2021	531677PD8	Licking Heights Local School District 0.880% 12/01/2024	1,540.00
Interest/Dividends	6/1/2021	6/1/2021	239876CR4	Dayton, City of 0.631% 12/01/2023	3,052.02
Interest/Dividends	6/1/2021	6/1/2021	31846V567	First American Funds, Inc.	20.38
Interest/Dividends	6/2/2021	6/2/2021	303619BA7	Fairborn, City of 2.000% 06/02/2021	45,373.61
Interest/Dividends	6/8/2021	6/8/2021	3133ELG81	FFCB 0.300% 06/08/2023	3,750.00

Warren County Operating Account
TRANSACTION STATEMENT
 As of June 30, 2021



Transaction Type	Payment Date	Settlement Date	CUSIP	Security Description	Interest Received
Interest/Dividends	6/9/2021	6/9/2021	3133ELH23	FFCB 0.500% 06/09/2025	7,500.00
Interest/Dividends	6/10/2021	6/10/2021	3130AEBM1	FHLB 2.750% 06/10/2022	10,312.50
Interest/Dividends	6/10/2021	6/10/2021	7954506N0	Sallie Mae Bank 0.800% 06/10/2025	993.27
Interest/Dividends	6/14/2021	6/14/2021	3130A8HK2	FHLB 1.750% 06/14/2024	7,437.50
Interest/Dividends	6/14/2021	6/14/2021	33767AH95	Firstbank Puerto Rico 1.600% 10/14/2021	332.93
Interest/Dividends	6/14/2021	6/14/2021	3133EKQU3	FFCB 1.950% 06/13/2024	14,625.00
Interest/Dividends	6/14/2021	6/14/2021	24422EVA4	John Deere Capital Corporation 1.950% 06/13/2022	29,250.00
Interest/Dividends	6/15/2021	6/15/2021	203507BA5	Community Bank 1.550% 06/15/2021	322.53
Interest/Dividends	6/16/2021	6/16/2021	201282HF0	Commercial Bank 1.400% 09/16/2021	291.32
Interest/Dividends	6/17/2021	6/17/2021	063847AH0	Bank of New England 1.400% 06/17/2021	291.32
Interest/Dividends	6/17/2021	6/17/2021	3134GXFV1	FMCC 0.625% 12/17/2025	9,375.00
Interest/Dividends	6/21/2021	6/21/2021	3133EJPX1	FFCB 2.875% 12/21/2022	3,593.75
Interest/Dividends	6/21/2021	6/21/2021	88241THU7	Texas Exchange Bank, SSB 1.000% 06/19/2025	211.48
Interest/Dividends	6/21/2021	6/21/2021	619165HN6	Morton Community Bank 2.250% 01/19/2022	468.19
Interest/Dividends	6/21/2021	6/21/2021	68956HAA1	Ottawa Savings Bank 2.250% 01/19/2022	468.19
Interest/Dividends	6/21/2021	6/21/2021	89579NBW2	Triad Bank 2.300% 07/19/2022	478.59
Interest/Dividends	6/28/2021	6/28/2021	27113PBX8	East Boston Savings Bank 2.000% 03/28/2022	416.16
Interest/Dividends	6/28/2021	6/28/2021	3133EKS7	FFCB 1.770% 06/26/2023	5,973.75
Interest/Dividends	6/28/2021	6/28/2021	3133ELFS8	FFCB 1.660% 12/27/2022	24,900.00

Warren County Operating Account
TRANSACTION STATEMENT
 As of June 30, 2021



Transaction Type	Payment Date	Settlement Date	CUSIP	Security Description	Interest Received
Interest/Dividends	6/29/2021	6/29/2021	31422BG53	AGM 0.350% 09/29/2023	5,250.00
Interest/Dividends	6/29/2021	6/29/2021	3134GVY44	FMCC 0.450% 12/29/2023	3,375.00
Interest/Dividends	6/30/2021	6/30/2021	15118RRH2	Celtic Bank Corporation 1.850% 08/30/2024	391.24
Interest/Dividends	6/30/2021	6/30/2021	3134GV2E7	FMCC 0.400% 06/30/2023	6,000.00
Interest/Dividends	6/30/2021	6/30/2021	3134GXGZ1	FMCC 0.550% 12/30/2025	2,750.00
Interest/Dividends	6/30/2021	6/30/2021	3135G06Q1	FNMA 0.640% 12/30/2025	6,400.00
Total					195,813.67

Warren County Operating Account
TRANSACTION STATEMENT
 As of June 30, 2021



Transaction Type	Trade Date	Settlement Date	Transaction Description	Amount
Contribution				
Contribution	6/1/2021	6/1/2021	Cash In	29,428.25
Contribution	6/2/2021	6/2/2021	Cash In	115,982.10
Contribution	6/4/2021	6/4/2021	Cash In	89,556.26
Contribution	6/28/2021	6/28/2021	Cash In	10,000,000.00
Contribution	6/29/2021	6/29/2021	Cash In	5,000,000.00
Total				15,234,966.61
Custodian Fee				
Custodian Fee	6/24/2021	6/24/2021	Cash Out	(2,527.54)
Custodian Fee	6/24/2021	6/24/2021	Cash Out	(115.84)
Total				(2,643.38)
Management Fee				
Management Fee	6/9/2021	6/9/2021	Cash Out	(7,000.00)
Total				(7,000.00)



Meeder provides monthly statements for its investment management clients to provide information about the investment portfolio. The information should not be used for audit or confirmation purposes. Please review your custodial statements and report any inaccuracies or discrepancies.

Certain information and data has been supplied by unaffiliated third parties. Although Meeder believes the information is reliable, it cannot warrant the accuracy of information offered by third parties. Market value may reflect prices received from pricing vendors when current market quotations are not available. Prices may not reflect firm bids or offers and may differ from the value at which the security can be sold.

Statements may include positions from unmanaged accounts provided for reporting purposes. Unmanaged accounts are managed directly by the client and are not included in the accounts managed by the investment adviser. This information is provided as a client convenience and the investment adviser assumes no responsibility for performance of these accounts or the accuracy of the data reported.

Investing involves risk. Past performance is no guarantee of future results. Debt and fixed income securities are subject to credit and interest rate risk. The investment return and principal value of an investment will fluctuate so that an investors shares, when redeemed, may be worth more or less than their original cost. Current performance may be lower or higher than the performance data quoted.

Meeder Investment Management is the global brand for the Meeder group of affiliated companies. Investment advisory services are provided through Meeder Public Funds, Inc. Please contact us if you would like to receive a copy of our current ADV disclosure brochure or privacy policy.



Warren County Bond Payment Account

Monthly Investment Report
June 30, 2021

Your Investment Representative:

Jim McCourt

(614) 923-1151

jmccourt@meederinvestment.com

For questions about your account please contact your investment representative or contact publicfundsoperations@meederinvestment.com

Dublin, Ohio | Lansing, Michigan | Long Beach, California | 866-633-3371 | www.meederpublicfunds.com

Warren County Bond Payment Account
PORTFOLIO SUMMARY
 As of June 30, 2021



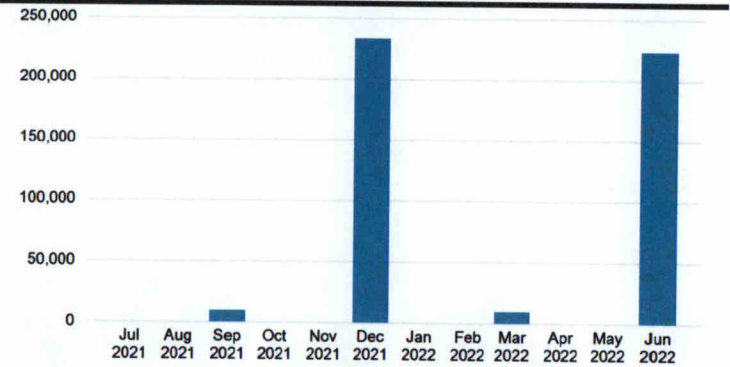
MONTHLY RECONCILIATION

Beginning Book Value	15,537,977.84
Contributions	
Withdrawals	(234,966.61)
Realized Gains/Losses	
Gross Interest Earnings	234,966.61
Ending Book Value	15,537,977.84

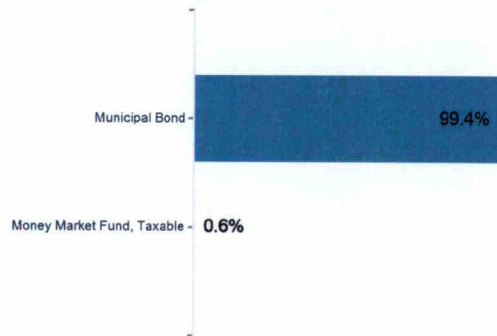
PORTFOLIO CHARACTERISTICS

Portfolio Yield to Maturity	3.13%
Portfolio Effective Duration	6.07 yrs
Weighted Average Maturity	7.41 yrs

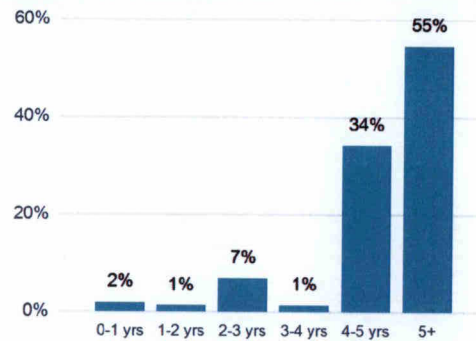
PROJECTED MONTHLY INCOME SCHEDULE



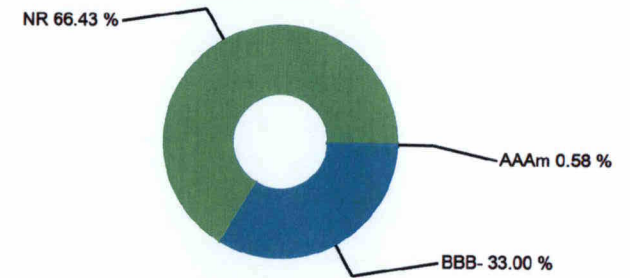
SECTOR ALLOCATION



MATURITY DISTRIBUTION



CREDIT QUALITY



Warren County Bond Payment Account
PROJECTED INCOME SCHEDULE
 As of June 30, 2021



CUSIP	SECURITY DESCRIPTION	Jul 2021	Aug 2021	Sep 2021	Oct 2021	Nov 2021	Dec 2021	Jan 2022	Feb 2022	Mar 2022	Apr 2022	May 2022	Jun 2022
935163AX3	WARREN CNTY OH (PA) 2.390% 12/01/29			9,889			9,889			9,889			9,889
935163AY1	WARREN CNTY OH (PA) 2.282% 12/01/25						39,764						39,764
935165AE0	WARREN CNTY OH (PA) 3.450% 12/01/21						2,760						
935165AF7	WARREN CNTY OH (PA) 3.630% 12/01/22						3,086						3,086
935165AG5	WARREN CNTY OH (PA) 3.750% 12/01/23						3,281						3,281
935165AH3	WARREN CNTY OH (PA) 3.880% 12/01/24						3,492						3,492
935165AJ9	WARREN CNTY OH (PA) 3.980% 12/01/25						3,781						3,781
935165AK6	WARREN CNTY OH (PA) 4.080% 12/01/26						4,080						4,080
935165AL4	WARREN CNTY OH (PA) 4.210% 12/01/27						4,315						4,315
935165AM2	WARREN CNTY OH (PA) 4.310% 12/01/28						4,633						4,633
9AMBDF8H9	Warren County VPSA R17 (SA) 4.50% 12/01/2021						304						
9AMBDF8J5	Warren County VPSA R18 (SA) 4.60% 12/01/2022						325						325
9AMBDF8K2	Warren County VPSA R19 (SA) 4.65% 12/01/2023						343						343
9AMBDF8L0	Warren County VPSA R20 (SA) 4.75% 12/01/2024						367						367
9AMBDF8M8	Warren County Utica Road (SA) 4.40% 12/01/2025						488						488
9AMBDF8N6	Warren County Shaker (SA) 4.40% 12/01/2025						40						40
9AMBDF8Q9	Warren County Bellbrook (SA) 4.50% 12/01/2033						5,209						5,209
9AMBDF8S5	Warren County Old 122 (SA) 2.75% 12/01/2021						335						
9AMBDF8T3	Warren County Old 122 (SA) 4.00% 12/01/2036						6,034						6,034
9AMBDF8U0	Warren County Irwin-SI (SA) 4.21% 12/01/2037						2,458						2,458

Warren County Bond Payment Account
PROJECTED INCOME SCHEDULE
 As of June 30, 2021



CUSIP	SECURITY DESCRIPTION	Jul 2021	Aug 2021	Sep 2021	Oct 2021	Nov 2021	Dec 2021	Jan 2022	Feb 2022	Mar 2022	Apr 2022	May 2022	Jun 2022
9AMBDF8V8	Warren County (SA) 3.25% 12/01/2021						22						
9AMBDF8W6	Warren County (SA) 4.625% 12/01/2036						403						403
9AMBDF8Z9	Warren County (SA) 6.50% 12/01/2035						57,363						57,363
9AMBDF913	Warren County TIF Racino (PA) 3.20% 12/01/2023						13,920						13,920
9AMBDFMK6	Warren County PA RV Series 2019A (PA) 2.57% 12/01/2028						20,881						20,881
9AMBDFML4	Warren County PA RV Series 2019B (PA) 2.57% 12/01/2027						15,677						15,677
9AMBDFNN9	Warren County PA Middletown Pace (PA) 3.09% 12/01/2029						5,253						5,253
9AMBDFZ71	Warren County (SA) 2.30% 12/31/2039						6,877						
9AMBDJN01	WARREN COUNTY, OHIO (SA) 2.200% 12/01/25						17,820						17,820
TOTAL				9,889			233,199			9,889			222,901

Warren County Bond Payment Account
POSITION STATEMENT
As of June 30, 2021



CUSIP	Security Description	Trade Date/ Settlement Date	Par Value	Principal Cost/ Purchased Interest	Total Cost	Yield at Cost	Maturity/ Duration	Market Price/ Market Value	Unrealized Gain/ (Loss)	% of Assets	Moody's/ S&P Rating
Cash and Cash Equivalents											
31846V567	First American Funds, Inc.	6/30/2021 6/30/2021	\$90,000.00	\$90,000.00	\$90,000.00	0.02%	0.003 0.003	\$1.00 \$90,000.00	\$0.00	0.58%	AAAm
SubTotal			\$90,000.00	\$90,000.00	\$90,000.00	0.02%		\$90,000.00	\$0.00	0.58%	
Municipal Bond											
935165AE0	WARREN CNTY OH (PA) 3.450% 12/01/21	12/13/2018 4/17/2020	\$160,000.00	\$160,000.00	\$160,000.00	3.45%	0.422 0.420	\$100.53 \$160,844.80	\$844.80	1.03%	
9AMBDF8H9	Warren County VPSA R17 (SA) 4.50% 12/01/2021	12/21/2018 12/21/2018	\$13,501.00	\$13,501.00	\$13,501.00	4.50%	0.422 0.415	\$100.00 \$13,501.00	\$0.00	0.09%	
9AMBDF8S5	Warren County Old 122 (SA) 2.75% 12/01/2021	12/21/2018 12/21/2018	\$24,397.00	\$24,397.00	\$24,397.00	2.75%	0.422 0.418	\$100.00 \$24,397.00	\$0.00	0.16%	
9AMBDF8V8	Warren County (SA) 3.25% 12/01/2021	12/21/2018 12/21/2018	\$1,366.00	\$1,366.00	\$1,366.00	3.25%	0.422 0.417	\$100.00 \$1,366.00	\$0.00	0.01%	
935165AF7	WARREN CNTY OH (PA) 3.630% 12/01/22	12/13/2018 4/17/2020	\$170,000.00	\$170,000.00	\$170,000.00	3.63%	1.422 1.381	\$101.89 \$173,207.90	\$3,207.90	1.11%	
9AMBDF8J5	Warren County VPSA R18 (SA) 4.60% 12/01/2022	12/21/2018 12/21/2018	\$14,109.00	\$14,109.00	\$14,109.00	4.60%	1.422 1.358	\$100.00 \$14,109.00	\$0.00	0.09%	
935165AG5	WARREN CNTY OH (PA) 3.750% 12/01/23	12/13/2018 4/17/2020	\$175,000.00	\$175,000.00	\$175,000.00	3.75%	2.422 2.301	\$102.50 \$179,380.25	\$4,380.25	1.15%	
9AMBDF8K2	Warren County VPSA R19 (SA) 4.65% 12/01/2023	12/21/2018 12/21/2018	\$14,757.00	\$14,757.00	\$14,757.00	4.65%	2.422 2.257	\$100.00 \$14,757.00	\$0.00	0.09%	
9AMBDF913	Warren County TIF Racino (PA) 3.20% 12/01/2023	12/21/2018 12/21/2018	\$870,000.00	\$870,000.00	\$870,000.00	3.20%	2.422 2.306	\$100.00 \$870,000.00	\$0.00	5.58%	
935165AH3	WARREN CNTY OH (PA) 3.880% 12/01/24	12/13/2018 4/17/2020	\$180,000.00	\$180,000.00	\$180,000.00	3.88%	3.425 3.187	\$103.71 \$186,683.40	\$6,683.40	1.20%	
9AMBDF8L0	Warren County VPSA R20 (SA) 4.75% 12/01/2024	12/21/2018 12/21/2018	\$15,444.00	\$15,444.00	\$15,444.00	4.75%	3.425 3.111	\$100.00 \$15,444.00	\$0.00	0.10%	

Warren County Bond Payment Account
POSITION STATEMENT
 As of June 30, 2021



CUSIP	Security Description	Trade Date/ Settlement Date	Par Value	Principal Cost/ Purchased Interest	Total Cost	Yield at Cost	Maturity/ Duration	Market Price/ Market Value	Unrealized Gain/ (Loss)	% of Assets	Moody's/ S&P Rating
935165AJ9	WARREN CNTY OH (PA) 3.980% 12/01/25	12/13/2018 4/17/2020	\$190,000.00	\$190,000.00	\$190,000.00	3.98%	4.425 4.028	\$104.24 \$198,059.80	\$8,059.80	1.27%	
9AMBDJN01	WARREN COUNTY, OHIO (SA) 2.200% 12/01/25	3/12/2021 3/16/2021	\$1,620,000.00	\$1,620,000.00	\$1,620,000.00	2.20%	4.425 4.178	\$100.00 \$1,620,000.00	\$0.00	10.38%	
935163AY1	WARREN CNTY OH (PA) 2.282% 12/01/25	10/22/2020 10/22/2020	\$3,485,000.00	\$3,485,000.00	\$3,485,000.00	2.28%	4.425 4.175	\$100.22 \$3,492,562.45	\$7,562.45	22.39%	BBB-
9AMBDF8N6	Warren County Shaker (SA) 4.40% 12/01/2025	12/21/2018 12/21/2018	\$1,812.00	\$1,812.00	\$1,812.00	4.40%	4.425 3.959	\$100.00 \$1,812.00	\$0.00	0.01%	
9AMBDF8M8	Warren County Utica Road (SA) 4.40% 12/01/2025	12/21/2018 12/21/2018	\$22,203.00	\$22,203.00	\$22,203.00	4.40%	4.425 3.959	\$100.00 \$22,203.00	\$0.00	0.14%	
935165AK6	WARREN CNTY OH (PA) 4.080% 12/01/26	12/13/2018 4/17/2020	\$200,000.00	\$200,000.00	\$200,000.00	4.08%	5.425 4.830	\$104.84 \$209,670.00	\$9,670.00	1.34%	
935165AL4	WARREN CNTY OH (PA) 4.210% 12/01/27	12/13/2018 4/17/2020	\$205,000.00	\$205,000.00	\$205,000.00	4.21%	6.425 5.198	\$104.97 \$215,184.40	\$10,184.40	1.38%	
935165AM2	WARREN CNTY OH (PA) 4.310% 12/01/28	12/13/2018 4/17/2020	\$215,000.00	\$215,000.00	\$215,000.00	4.31%	7.427 5.510	\$105.32 \$226,435.85	\$11,435.85	1.45%	
9AMBDFMK6	Warren County PA RV Series 2019A (PA) 2.57% 12/01/2028	5/28/2019 5/28/2019	\$1,625,000.00	\$1,625,000.00	\$1,625,000.00	2.57%	7.427 6.677	\$100.00 \$1,625,000.00	\$0.00	10.42%	
9AMBDFML4	Warren County PA RV Series 2019B (PA) 2.57% 12/01/2027	5/28/2019 5/28/2019	\$1,220,000.00	\$1,220,000.00	\$1,220,000.00	2.57%	7.427 6.677	\$100.00 \$1,220,000.00	\$0.00	7.82%	
935163AX3	WARREN CNTY OH (PA) 2.390% 12/01/29	3/25/2020 4/17/2020	\$1,655,000.00	\$1,655,000.00	\$1,655,000.00	2.39%	8.427 7.510	\$100.00 \$1,655,000.00	\$0.00	10.61%	BBB-
9AMBDFNN9	Warren County PA Middletown Pace (PA) 3.09% 12/01/2029	6/13/2019 6/13/2019	\$340,000.00	\$340,000.00	\$340,000.00	3.09%	8.427 7.308	\$100.00 \$340,000.00	\$0.00	2.18%	
9AMBDF8W6	Warren County (SA) 4.625% 12/01/2036	12/21/2018 12/21/2018	\$17,432.00	\$17,432.00	\$17,432.00	4.63%	10.427 8.094	\$100.00 \$17,432.00	\$0.00	0.11%	

Warren County Bond Payment Account
POSITION STATEMENT
 As of June 30, 2021



CUSIP	Security Description	Trade Date/ Settlement Date	Par Value	Principal Cost/ Purchased Interest	Total Cost	Yield at Cost	Maturity/ Duration	Market Price/ Market Value	Unrealized Gain/ (Loss)	% of Assets	Moody's/ S&P Rating
9AMBDF8Q9	Warren County Bellbrook (SA) 4.50% 12/01/2033	12/21/2018 12/21/2018	\$231,502.00	\$231,502.00	\$231,502.00	4.50%	12.430 9.292	\$100.00 \$231,502.00	\$0.00	1.48%	
9AMBDF8Z9	Warren County (SA) 6.50% 12/01/2035	12/21/2018 12/21/2018	\$1,765,000.00	\$1,765,000.00	\$1,765,000.00	6.50%	14.430 9.057	\$100.00 \$1,765,000.00	\$0.00	11.31%	
9AMBDF8T3	Warren County Old 122 (SA) 4.00% 12/01/2036	12/21/2018 12/21/2018	\$301,704.00	\$301,704.00	\$301,704.00	4.00%	15.433 11.210	\$100.00 \$301,704.00	\$0.00	1.93%	
9AMBDF8U0	Warren County Irwin-SI (SA) 4.21% 12/01/2037	12/21/2018 12/21/2018	\$116,750.84	\$116,750.84	\$116,750.84	4.21%	16.433 11.520	\$100.00 \$116,750.84	\$0.00	0.75%	
9AMBDFZ71	Warren County (SA) 2.30% 12/31/2039	10/10/2019 10/10/2019	\$598,000.00	\$598,000.00	\$598,000.00	2.30%	18.515 14.589	\$100.00 \$598,000.00	\$0.00	3.83%	
SubTotal			\$15,447,977.84	\$15,447,977.84	\$15,447,977.84	3.15%		\$15,510,006.69	\$62,028.85	99.42%	
Grand Total			\$15,537,977.84	\$15,537,977.84	\$15,537,977.84	3.13%		\$15,600,006.69	\$62,028.85	100.00%	

Warren County Bond Payment Account
TRANSACTION STATEMENT
 As of June 30, 2021



Transaction Type	Payment Date	Settlement Date	CUSIP	Security Description	Interest Received
Interest/Dividends					
Interest/Dividends	6/1/2021	6/1/2021	935165AE0	WARREN CNTY OH (PA) 3.450% 12/01/21	2,760.00
Interest/Dividends	6/1/2021	6/1/2021	935165AF7	WARREN CNTY OH (PA) 3.630% 12/01/22	3,085.50
Interest/Dividends	6/1/2021	6/1/2021	935165AG5	WARREN CNTY OH (PA) 3.750% 12/01/23	3,281.25
Interest/Dividends	6/1/2021	6/1/2021	935165AH3	WARREN CNTY OH (PA) 3.880% 12/01/24	3,492.00
Interest/Dividends	6/1/2021	6/1/2021	935165AJ9	WARREN CNTY OH (PA) 3.980% 12/01/25	3,781.00
Interest/Dividends	6/1/2021	6/1/2021	935165AK6	WARREN CNTY OH (PA) 4.080% 12/01/26	4,080.00
Interest/Dividends	6/1/2021	6/1/2021	935165AL4	WARREN CNTY OH (PA) 4.210% 12/01/27	4,315.25
Interest/Dividends	6/1/2021	6/1/2021	935165AM2	WARREN CNTY OH (PA) 4.310% 12/01/28	4,633.25
Interest/Dividends	6/1/2021	6/1/2021	9AMBDF8H9	Warren County VPSA R17 (SA) 4.50% 12/01/2021	303.77
Interest/Dividends	6/1/2021	6/1/2021	9AMBDF8J5	Warren County VPSA R18 (SA) 4.60% 12/01/2022	324.51
Interest/Dividends	6/1/2021	6/1/2021	9AMBDF8K2	Warren County VPSA R19 (SA) 4.65% 12/01/2023	343.10
Interest/Dividends	6/1/2021	6/1/2021	9AMBDF8M8	Warren County Utica Road (SA) 4.40% 12/01/2025	488.47
Interest/Dividends	6/1/2021	6/1/2021	9AMBDF8N6	Warren County Shaker (SA) 4.40% 12/01/2025	39.86
Interest/Dividends	6/1/2021	6/1/2021	9AMBDF8Q9	Warren County Bellbrook (SA) 4.50% 12/01/2033	5,208.80
Interest/Dividends	6/1/2021	6/1/2021	9AMBDF8S5	Warren County Old 122 (SA) 2.75% 12/01/2021	335.46
Interest/Dividends	6/1/2021	6/1/2021	9AMBDF8U0	Warren County Irwin-SI (SA) 4.21% 12/01/2037	2,457.61
Interest/Dividends	6/1/2021	6/1/2021	9AMBDF8V8	Warren County (SA) 3.25% 12/01/2021	22.20
Interest/Dividends	6/1/2021	6/1/2021	9AMBDF8Z9	Warren County (SA) 6.50% 12/01/2035	58,500.00

Warren County Bond Payment Account
TRANSACTION STATEMENT
 As of June 30, 2021



Transaction Type	Payment Date	Settlement Date	CUSIP	Security Description	Interest Received
Interest/Dividends	6/1/2021	6/1/2021	9AMBDF913	Warren County TIF Racino (PA) 3.20% 12/01/2023	13,920.00
Interest/Dividends	6/1/2021	6/1/2021	9AMBDFMK6	Warren County PA RV Series 2019A (PA) 2.57% 12/01/2028	20,881.25
Interest/Dividends	6/1/2021	6/1/2021	9AMBDFML4	Warren County PA RV Series 2019B (PA) 2.57% 12/01/2027	15,677.00
Interest/Dividends	6/1/2021	6/1/2021	9AMBDFNN9	Warren County PA Middletown Pace (PA) 3.09% 12/01/2029	5,484.75
Interest/Dividends	6/1/2021	6/1/2021	9AMBDJN01	WARREN COUNTY, OHIO (SA) 2.200% 12/01/25	7,821.00
Interest/Dividends	6/1/2021	6/1/2021	9AMBDF8L0	Warren County VPSA R20 (SA) 4.75% 12/01/2024	366.79
Interest/Dividends	6/1/2021	6/1/2021	9AMBDF8T3	Warren County Old 122 (SA) 4.00% 12/01/2036	6,064.58
Interest/Dividends	6/1/2021	6/1/2021	935163AX3	WARREN CNTY OH (PA) 2.390% 12/01/29	20,255.25
Interest/Dividends	6/1/2021	6/1/2021	935163AY1	WARREN CNTY OH (PA) 2.282% 12/01/25	39,763.85
Interest/Dividends	6/1/2021	6/1/2021	9AMBDFZ71	Warren County (SA) 2.30% 12/31/2039	6,877.00
Interest/Dividends	6/1/2021	6/1/2021	9AMBDF8W6	Warren County (SA) 4.625% 12/01/2036	403.11

Total **234,966.61**

Transaction Type	Trade Date	Settlement Date	Transaction Description	Amount
Withdrawal				
Withdrawal	6/1/2021	6/1/2021	Cash Out	(29,428.25)
Withdrawal	6/2/2021	6/2/2021	Cash Out	(115,982.10)
Withdrawal	6/4/2021	6/4/2021	Cash Out	(89,556.26)
Total				(234,966.61)


Meeder provides monthly statements for its investment management clients to provide information about the investment portfolio. The information should not be used for audit or confirmation purposes. Please review your custodial statements and report any inaccuracies or discrepancies.

Certain information and data has been supplied by unaffiliated third parties. Although Meeder believes the information is reliable, it cannot warrant the accuracy of information offered by third parties. Market value may reflect prices received from pricing vendors when current market quotations are not available. Prices may not reflect firm bids or offers and may differ from the value at which the security can be sold.

Statements may include positions from unmanaged accounts provided for reporting purposes. Unmanaged accounts are managed directly by the client and are not included in the accounts managed by the investment adviser. This information is provided as a client convenience and the investment adviser assumes no responsibility for performance of these accounts or the accuracy of the data reported.

Investing involves risk. Past performance is no guarantee of future results. Debt and fixed income securities are subject to credit and interest rate risk. The investment return and principal value of an investment will fluctuate so that an investors shares, when redeemed, may be worth more or less than their original cost. Current performance may be lower or higher than the performance data quoted.

Meeder Investment Management is the global brand for the Meeder group of affiliated companies. Investment advisory services are provided through Meeder Public Funds, Inc. Please contact us if you would like to receive a copy of our current ADV disclosure brochure or privacy policy.



Warren County Jail Bond Proceeds Account

Monthly Investment Report
June 30, 2021

Your Investment Representative:

Jim McCourt
(614) 923-1151
jmccourt@meederinvestment.com

For questions about your account please contact your investment representative or contact publicfundsoperations@meederinvestment.com
Dublin, Ohio | Lansing, Michigan | Long Beach, California | 866-633-3371 | www.meederpublicfunds.com

Warren County Jail Bond Proceeds Account
PORTFOLIO SUMMARY
 As of June 30, 2021




MONTHLY RECONCILIATION

Beginning Book Value	9,776,732.40
Contributions	
Withdrawals	(9,043,279.62)
Prior Month Management Fees	(244.70)
Prior Month Custodian Fees	(81.55)
Realized Gains/Losses	8,386.62
Gross Interest Earnings	6,999.05
Ending Book Value	748,512.20

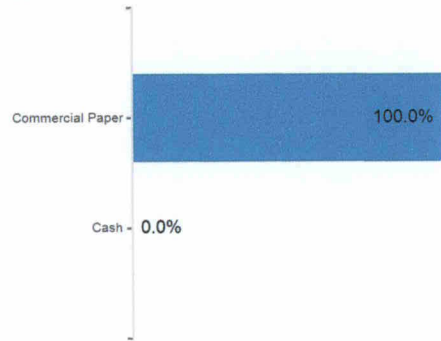
PORTFOLIO CHARACTERISTICS

Portfolio Yield to Maturity	0.25%
Portfolio Effective Duration	0.04 yrs
Weighted Average Maturity	0.04 yrs

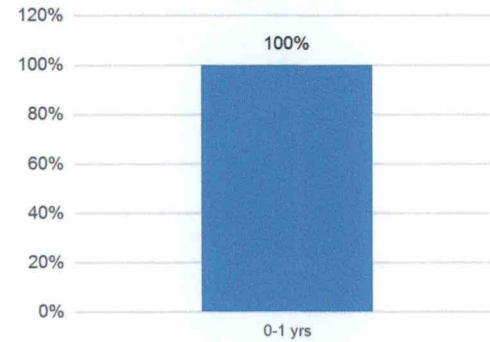
PROJECTED MONTHLY INCOME SCHEDULE



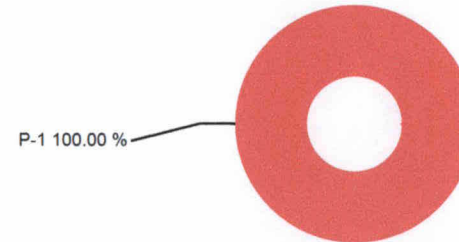
SECTOR ALLOCATION



MATURITY DISTRIBUTION



CREDIT QUALITY



Warren County Jail Bond Proceeds Account
PROJECTED INCOME SCHEDULE
As of June 30, 2021



CUSIP	SECURITY DESCRIPTION	Jul 2021	Aug 2021	Sep 2021	Oct 2021	Nov 2021	Dec 2021	Jan 2022	Feb 2022	Mar 2022	Apr 2022	May 2022	Jun 2022
89233GUD6	Toyota Motor Credit Corporation 07/13/2021	1,406											
TOTAL		1,406											

Warren County Jail Bond Proceeds Account

POSITION STATEMENT

As of June 30, 2021



CUSIP	Security Description	Trade Date/ Settlement Date	Par Value	Principal Cost/ Purchased Interest	Total Cost	Yield at Cost	Maturity/ Duration	Market Price/ Market Value	Unrealized Gain/ (Loss)	% of Assets	Moody's/ S&P Rating
Cash and Cash Equivalents											
CASH	Custodial Cash	6/30/2021 6/30/2021	(\$81.55)	(\$81.55)	(\$81.55)	0.00%	0.003 0.003	\$1.00 (\$81.55)	\$0.00	0.00%	
SubTotal			(\$81.55)	(\$81.55)	(\$81.55)	0.00%		(\$81.55)	\$0.00	0.00%	
Commercial Paper											
89233GUD6	Toyota Motor Credit Corporation 07/13/2021	10/15/2020 10/16/2020	\$750,000.00	\$748,593.75	\$748,593.75	0.25%	0.036 0.038	\$100.00 \$749,977.50	\$1,383.75	100.00%	P-1 A-1+
SubTotal			\$750,000.00	\$748,593.75	\$748,593.75	0.25%		\$749,977.50	\$1,383.75	100.00%	
Grand Total			\$749,918.45	\$748,512.20	\$748,512.20	0.25%		\$749,895.95	\$1,383.75	100.00%	

Warren County Jail Bond Proceeds Account
TRANSACTION STATEMENT
 As of June 30, 2021



Transaction Type	Trade Date	Settlement Date	CUSIP	Security Description	Par Value	Principal Cost	Total Proceeds	Realized Gain/Loss
Maturity								
Maturity	5/31/2021	5/31/2021	912828R77	UST 1.375% 05/31/2021	1,000,000.00	993,671.88	1,000,000.00	6,328.12
Maturity	6/4/2021	6/4/2021	06366GT41	Bank of Montreal 06/04/2021	1,800,000.00	1,797,941.50	1,800,000.00	2,058.50
Total					2,800,000.00	2,791,613.38	2,800,000.00	8,386.62

Transaction Type	Payment Date	Settlement Date	CUSIP	Security Description	Interest Received
Interest/Dividends					
Interest/Dividends	6/1/2021	6/1/2021	912828R77	UST 1.375% 05/31/2021	6,875.00
Interest/Dividends	6/1/2021	6/1/2021	31846V567	First American Funds, Inc.	124.05
Total					6,999.05

Warren County Jail Bond Proceeds Account
TRANSACTION STATEMENT
 As of June 30, 2021



Transaction Type	Trade Date	Settlement Date	Transaction Description	Amount
Custodian Fee				
Custodian Fee	6/24/2021	6/24/2021	Cash Out	(81.55)
Total				(81.55)
Management Fee				
Management Fee	6/9/2021	6/9/2021	Cash Out	(244.70)
Total				(244.70)
Withdrawal				
Withdrawal	6/3/2021	6/3/2021	Cash Out	(2,224,393.57)
Withdrawal	6/23/2021	6/23/2021	Cash Out	(6,818,886.05)
Total				(9,043,279.62)

STATEMENT DISCLOSURE

As of June 30, 2021



Meeder provides monthly statements for its investment management clients to provide information about the investment portfolio. The information should not be used for audit or confirmation purposes. Please review your custodial statements and report any inaccuracies or discrepancies.

Certain information and data has been supplied by unaffiliated third parties. Although Meeder believes the information is reliable, it cannot warrant the accuracy of information offered by third parties. Market value may reflect prices received from pricing vendors when current market quotations are not available. Prices may not reflect firm bids or offers and may differ from the value at which the security can be sold.

Statements may include positions from unmanaged accounts provided for reporting purposes. Unmanaged accounts are managed directly by the client and are not included in the accounts managed by the investment adviser. This information is provided as a client convenience and the investment adviser assumes no responsibility for performance of these accounts or the accuracy of the data reported.

Investing involves risk. Past performance is no guarantee of future results. Debt and fixed income securities are subject to credit and interest rate risk. The investment return and principal value of an investment will fluctuate so that an investors shares, when redeemed, may be worth more or less than their original cost. Current performance may be lower or higher than the performance data quoted.

Meeder Investment Management is the global brand for the Meeder group of affiliated companies. Investment advisory services are provided through Meeder Public Funds, Inc. Please contact us if you would like to receive a copy of our current ADV disclosure brochure or privacy policy.

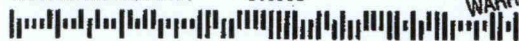


P. O. Box 7177
Dublin, OH 43017

RECEIVED
JUL 06 2021

WARREN CO. TREASURER
WARREN COUNTY OHIO

0001506-0001506 0101 315908



WARREN COUNTY
JAIL BOND FUND
ATTN: BARNEY WRIGHT
406 JUSTICE DR
LEBANON, OH 45036



Account Statement

June 1, 2021 - June 30, 2021

ACCOUNT NUMBER

76672

REGISTRATION

WARREN COUNTY
JAIL BOND FUND
ATTN: BARNEY WRIGHT
406 JUSTICE DR
LEBANON, OH 45036

REP NAME REP ID
90496 81 0000



Shareholder Services 800-648-STAR (7827)

Funds Management

STAR Ohio
Columbus, OH 43260



Please visit our website at:
www.tos.ohio.gov

Shareholder Message Center

STAR Ohio will be closed Monday, July 5, 2021 in observance of Independence Day. The market will close early at 1:00pm on Friday, July 2, 2021. The daily fund close time for STAR Ohio is 2:00pm. (Excluding holidays and/or early close days listed above).
Are you expecting to receive funds as a result of the American Rescue Plan Act (ARPA)? You can easily open an additional STAR Ohio account specifically for these relief funds. This account would allow the funds to remain separate from your other accounts as they continue to earn accrued daily interest. The new ARPA account can be linked online to your current account(s) for easy visibility and accessibility. To open a new account for these funds, please fill out an application located online at <https://tos.ohio.gov/star-ohio> under Forms, Fact Sheets & Reports.
24 hr. advance transaction notification of both purchases and redemptions over \$100 million is highly recommended, including the length of time the deposited funds are expected to remain in STAR Ohio. Future-dated redemptions up to \$20 million can also be initiated online by selecting the trade date that you wish the trade to be processed on. Advanced notification allows the STAR Ohio fund to invest timely to achieve the best yield possible.
Go paperless! Contact STAR Ohio Client Services to stop paper statements or to update web access for your STAR Ohio account.
STAR Ohio Client Services can be reached from 8:30am to 5:00pm Monday through Friday at 1-800-648-STAR (7827) or by emailing info@starohio.com.

PORTFOLIO SUMMARY

Funds	Fund ID	Cost Basis Election	Total Shares	Share Price	Share Value	Portfolio %
STAR Ohio	4508	N/A	6,819,005.350	\$1.00	\$6,819,005.35	100.00%
Portfolio Value as of 06/30/2021:					\$6,819,005.35	

DISTRIBUTION SUMMARY

Funds	Fund ID	YTD Earnings			Reinvestment Option		
		Income	S/T Cap Gains	L/T Cap Gains	Income	S/T Cap Gains	L/T Cap Gains
STAR Ohio	4508	\$119.30	\$0.00	\$0.00	Reinvest	Reinvest	Reinvest

TRANSACTIONS

STAR Ohio 4508 - 76672 30 Day Yield = 0.08%

Date	Transaction Type	Transaction ID	Shares	Share Price	Gross Amount	Ded. Amount	Net Amount
06/01/2021	Opening Balance		0.000	\$1.00			\$0.00
06/23/2021	Purchase	57330311	6,818,886.050	1.00	6,818,886.05		6,818,886.05
06/30/2021	Income Dividend Reinvestment	576715151	119.300	1.00	119.30		119.30
06/30/2021	Closing Balance		6,819,005.350	\$1.00			\$6,819,005.35

